



Together, WE ARE
TEAM OCEAN

2020 REPORT



TABLE OF *Contents*



VIETNAM

1

A Message
from Ocean
Conservancy's CEO

12

Weird Finds
around the World

2

Show Me
the Science

14

2019 Data
at a Glance

4

Building
Team Ocean

16

Ocean Trash Index
International

6

On and Below
the Surface

20

Ocean Trash Index
United States

8

International Team
Ocean Highlights

22

Meet the 2019
Cleanup Coordinators

10

#TeamOcean
Surfs the Web

26

2019 Supporting
Partners

28

Acknowledgments

A MESSAGE FROM *Ocean Conservancy's CEO*



It's hard to grasp all that has happened since our last International Coastal Cleanup (ICC) report. A year ago we were proud to announce having reached a new milestone for the annual event: more than one million volunteers around the world coming out to remove trash and plastics from beaches and waterways. We shared an interesting new finding—for the first time in ICC history, plastic cutlery was among the top 10 items collected—and created a new call to action: Quit the Cutlery. And, in preparation for the 2019 ICC, we launched the #TeamOcean campaign, encouraging people everywhere to join a movement—a team effort—for a clean, healthy ocean. Over the following months, our incredible partners and coordinators executed some 7,000 cleanup events across 116 countries. 943,195 volunteers—or teammates, I like to think—recorded collecting 20,772,394 pounds of trash, much of it plastics.

And then, as the 34th annual ICC season came to a close, the world changed dramatically. In early 2020, just as we were getting ready to confer with coordinators about plans for this year and pore over the data, the coronavirus pandemic hit.

More recently, the United States has been rocked by a long-overdue awakening to another, deeper-seeded crisis: that of racial injustice and police brutality directed at Black Americans. Black, Indigenous and other communities of color are also at more risk of COVID-19, and are experiencing impacts from pollution and climate change more than other communities. Demands for change erupted and spread all over the world.

We must do everything we can to address these challenges. It has been heartening to see how we, as a global community, are beginning to come together to tackle these crises. The vast majority of people have recognized that to beat this pandemic, and to root out systemic racism, we have to work together—it takes

individual efforts and activism; it takes local communities working together; and it takes governments at all levels to pass meaningful policies that will make a difference.

As we look back at the 2019 ICC and adjust our plans for this year, it strikes me that these same truths apply to Team Ocean. The International Coastal Cleanup has always been about community, and the power of collective action to make a difference. The average volunteer collects 22 pounds of trash; but together, as Team Ocean, we remove millions.

So thank you to all our partners and coordinators; and to all the volunteers who came out in 2019. We couldn't accomplish all that we've done without your efforts. Team Ocean is strong because of you. And like any good teammate, we are here for you as we continue navigating these difficult times.

A handwritten signature in blue ink, appearing to read 'Janis Searles Jones', with a long, sweeping underline.

Janis Searles Jones

SHOW ME THE *Science*

2019 was an important year for scientific research on marine debris. Dr. Chelsea Rochman, Ocean Conservancy science advisor and assistant professor at the University of Toronto, highlights some of the most impactful findings from the year.



BAFFIN BAY/SANNIRUTIUP IMANGA,
NORTH ATLANTIC OCEAN

RESEARCHERS DISCOVERED MICROPLASTICS IN ICE CORES TAKEN FROM ANTARCTICA, adding to the list of remote places contaminated by these pollutants (Kelly et al., 2020 *Marine Pollution Bulletin*). The list grew even longer when **MICROPLASTICS WERE FOUND FLOATING IN THE DEEP SEA** and in the stomachs of the organisms living there (Choy et al., 2019 *Nature*).

A study in London, UK, discovered microplastics suspended in the air throughout the city. The study suggests that cities could be a source of microplastic pollution as the **AIRBORNE PLASTIC PARTICLES ENTER SOIL AND BODIES OF WATER, INCLUDING THE OCEAN, THROUGH RAIN AND SNOW** (Wright et al., 2020 *Environment International*).



Microplastics and even smaller nanoplastics have been found in many of the food and beverage products we consume. Scientists found that **COMMON PLASTIC TEABAGS CAN RELEASE MORE THAN 11 BILLION MICROPLASTIC AND 3 BILLION NANOPLASTIC PARTICLES INTO YOUR BEVERAGE** (Hernandez et al., 2019 *Environmental Science & Technology*).

Rubber dust from car tires is one of the most common sources of microplastics in the coastal waters off California, USA, according to scientists (Sutton et al., 2019 *San Francisco Estuary Institute*). Another study found that toxins in these **TIRE PARTICLES CAN REDUCE THE SURVIVAL RATE OF SOME FISH HATCHLINGS** and cause deformities in their embryos. These particles may become more toxic to organisms as water temperature and turbulence from storm events increase with climate change (Kolomijeca et al., 2020 *Environmental Science & Technology*).



Scientists discovered that **EXPOSURE TO 2,000 MICROPLASTIC PARTICLES PER ML OF WATER LEAD ZOOPLANKTON TO EXTINCTION** within just four generations (Schür et al., 2020 *Environmental Pollution*).



Scientists explored the impact of microplastics on biodiversity by testing how species that live in the soil at the bottom of lakes, ponds, and canals respond to different concentrations of microplastics in their habitat. The researchers found that **HIGHER NUMBERS OF MICROPLASTICS IMPACTED BIODIVERSITY IN SOIL SAMPLES** (Redondo-Hasselerharm et al., 2020 *Science Advances*).

Scientists found that **THERE ARE SEVEN TIMES MORE MICROPLASTICS THAN LARVAL FISH IN SEA SLICKS**—calm bands of water on the ocean's surface where sea currents meet. Many of the larva in these slicks eat the tiny, prey-sized plastics and then pass those plastics on to fish and sea birds higher up the food chain (Gove et al., 2019 *Proceedings of the National Academy of Sciences*).



Scientists discovered that large pieces of **PLASTIC WASHED UP ON BEACHES AROUND THE WORLD ARE TRAPPING SMALL ANIMALS SUCH AS HERMIT CRABS IN STARTLING NUMBERS**. As many as 61,000 hermit crabs are estimated to become entrapped and die each year on just one remote island due to plastic marine debris. Scientists are concerned that their discovery may have serious implications for crab species globally (Lavers et al., 2020 *Journal of Hazardous Materials*)



Building

TEAM OCEAN

In February 2019, Ocean Conservancy announced an exciting new partnership with the Miami Super Bowl Host Committee. As the Official Ocean Partner of Super Bowl LIV, held in Miami in February 2020, we were poised to spread the message of ocean conservation to millions of sports fans, and to residents and visitors of one of America's most iconic beach destinations.

Inspired by this collaboration, we launched “Team Ocean” as the official tagline of the 2019 International Coastal Cleanup (ICC). We felt the campaign could go beyond the Super Bowl, beyond American football, and even beyond America. After all, in Ocean Conservancy CEO Janis Searles Jones’ own words, “In sports, it takes everyone working together to achieve the ultimate success and win a championship. The same is true of ocean stewardship.”

The ICC is exactly that: everyone working together to achieve the ultimate success of a vibrant and healthy ocean. It made sense to use the ICC as the “kickoff” to our on-the-ground work with the Super Bowl Host Committee.

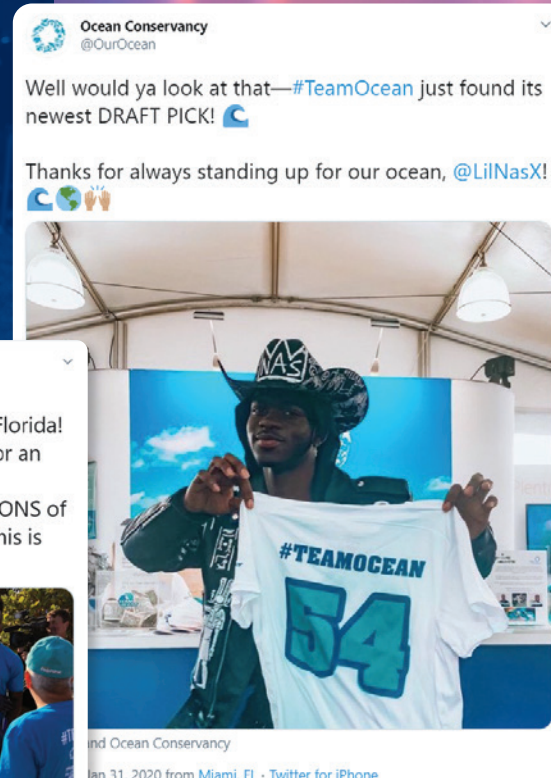
A few weeks before the ICC, we set a goal of removing or diverting 54 tons (a nod to the 54th Super Bowl) of plastics and waste from Florida’s beaches and waterways ahead of the Big Game. Among the many initiatives taken to reach our goal:

- We encouraged Floridians to join Team Ocean on ICC day, and again at various cleanup events through January 2020;
- To help spread the word, we recruited NFL players Chris Conley (Jacksonville Jaguars), Raheem Mostert (San Francisco 49ers), Johnathan Jenkins (Miami Dolphins), Jahlani Tavai (Detroit Lions), Kaleb

McGary (Atlanta Falcons), Geremy Davis (Los Angeles Chargers) and D’Ernest Johnson (Cleveland Browns) to show their Team Ocean pride on the field with custom-made cleats;

- We partnered with Centerplate, the official concessioners for the Super Bowl stadium, to help make the Big Game almost entirely zero-waste; and
- We welcomed new Team Ocean recruits from all over the world at our booth in the Super Bowl LIVE village the week before the Big Game, including rapper Lil Nas X and Miss Florida!

Super Bowl LIV may be behind us, but together with our partners, coordinators and volunteers around the world, Team Ocean continues to train for one goal: a clean, healthy ocean.



Team Ocean

ON AND BELOW THE SURFACE

The International Coastal Cleanup (ICC) isn't limited to the beach. Ocean Conservancy's Good Mate program provides best practices and materials to boaters so they, too, can help keep our ocean clean and healthy from the water's surface. Beneath the waves, we collaborate with Project AWARE's Dive Against Debris® program, which empowers scuba divers to remove debris from the seafloor and then record their findings. Through these two initiatives, we expand the reach of the ICC far beyond the shore and gain a more complete understanding of what ocean trash looks like—and how to address it.



CANADA

MEXICO

Good Mate Watercraft Cleanups

9,061
People

869.4
Miles

184,170
Pounds

1,399
Kilometers

83,538
Kilograms

1,067,735
Total Items





What lies beneath?

In April 2020, Ocean Conservancy, Project AWARE, and scientists at CSIRO, Australia's national science agency, published a study in the journal *Environmental Pollution* comparing eight years of land-based and underwater cleanup data. The research showed a general mismatch between what is found on shorelines and what remains on the seafloor—but with a surprising explanation. Statistical analysis suggests that buoyancy, as well as the tendency to snag, most closely predicts whether an item found on the beach will also appear under the water. Items that are lightweight and buoyant—like cigarette butts, for example—are rarely seen by divers underwater because they tend to stay at the surface and “swim away.” At the same time, if you see items that snag (like plastic bags or fishing line) on the shore, chances are you'll find those same items on a nearby seabed.

Collectively, the analysis found that the 10 most common items across both habitats are: cigarettes, fishing line, plastic fragments, food wrappers, plastic bottles, glass bottles, plastic bottle caps, metal cans, plastic bags and synthetic foam.

Project AWARE Underwater Cleanups

7,306
Divers

97.8
Miles

44,177
Kilograms



97,394
Pounds

157.3
Kilometers

124,433
Total Items



SPAIN

Raising awareness in the water

For Ambiente Europeo, the most exciting part of the ICC happened under water. In conjunction with a cleanup in Playa del Hoyo, a team of four women swam

15.5 MILES **IN** **~9 HOURS**
(25 kilometers)

along Spain's Mediterranean coast. The swimmers are part of a program called “Brazadas de Vida,” or “Strokes of Life,” that seeks to raise awareness of the problem of marine debris in the Mediterranean Sea. The event drew a crowd of 700 people over the course of an afternoon, and concluded with a celebratory concert from the singer Rozalén.

INTERNATIONAL TEAM OCEAN

Highlights

From cleaning up far-flung locales to piloting innovative programs, the network of International Coastal Cleanup (ICC) coordinators achieved amazing things in 2019.



Taking cleanups on the road in Peru

In Peru, VIDA hit the road with their new, colorfully decorated “Trash Van.” Covered with illustrations of marine life, ICC data and Clean Swell app graphics, the Trash Van traveled to five coastal communities across Peru, conducting cleanups and producing puppet shows to educate local youth on ocean plastic pollution. To date, more than 320 children from six different towns have participated in the Trash Van curriculum.

A volcanic cleanup off the Alaskan coast

We know that trash travels, even to the most remote corners of the world. Last year, the Center for Alaskan Coastal Studies (CACs) experienced this firsthand when a team of 18 volunteers chartered a boat and traveled to Augustine Island for a cleanup. The uninhabited island is best known for its active Augustine Volcano, which last erupted in 2006. Volunteers spent more than 18 hours over the course of three days removing trash, ferrying it back to their boat, and sorting and weighing what they collected. Overall, they removed more than 4,000 pounds of trash.

ALASKA, USA



BANGLADESH

Protecting cherished corals in Bangladesh

Despite having 360 miles of coastlines and 36 islands, Bangladesh is home to only one coral reef: the corals of St. Martin's Island. While St. Martin's is classified as an Ecologically Critical Area by the Bangladeshi government, growing tourism and plastic pollution still threaten this unique habitat. The group Kewkradong has been working to protect the reef through cleanup efforts for more than eight years, and in 2019 they mobilized 550 volunteers to collect more than 2,200 pounds (1,000 kilograms) of debris. And the work didn't stop there: in order to stop the flow of plastic at the source, Kewkradong conducted a study on the impact of tourism on St. Martin's Island. With this data, the group hopes to develop solutions to the problem of plastic pollution on St. Martin's, and protect its coral reef for years to come.

Creating ocean-friendly docks, inland

Do you know what's under your dock? It's the question asked by the Connecticut River Conservancy (CRC), which is doing its part to reduce ocean plastics, despite being located nearly 100 miles inland. In addition to cleanups, the group is raising awareness of the prevalence of foam dock floats and the threat they pose to wildlife inland and downstream. Many docks use plastic foam for buoyancy, but it can easily degrade into microplastics, harming marine life indefinitely. CRC developed and displayed educational materials along the 410 miles of the Connecticut River, and is working with local stakeholders to replace these floats with sustainable alternatives.



CONNECTICUT, USA



DOMINICAN REPUBLIC

Girls lead the ocean plastics fight in the Dominican Republic

The Mariposa DR Foundation empowers girls in the Dominican Republic to be environmental educators and activists in their community. In 2019, Mariposa created a workbook to teach elementary school students in the town of Cabarete about their coastal environment. Through coloring pages, word searches and other activities, young people will use the workbook to learn about how trash ends up in the ocean, and what they can do to help combat the problem.

#TeamOcean

SURFS THE WEB

Wherever they were in the world, International Coastal Cleanup (ICC) coordinators and volunteers were eager to share their #TeamOcean pride on social media. And with the addition of Korean, Italian and Vietnamese to our Clean Swell app (already available in English, Indonesian, Portuguese and Spanish), even more people were able to instantly contribute their cleanup data to Ocean Conservancy's online Ocean Trash Index.



Weird Finds

AROUND THE WORLD



SKI BOOT

5

TIKI TORCH



2



COUCH

6



BATHTUB

4



CHESS PIECE

14

16

13

25



DUMBBELLS

18

23



IRONING BOARD

8



TOILET LID



GOLF BAG

22



TRAFFIC CONE

12

Top 25

PARTICIPATING LOCATIONS

- | | |
|-------------------|------------------------|
| 1 Philippines | 14 Peru |
| 2 United States | 15 Indonesia |
| 3 Hong Kong | 16 Dominican Republic |
| 4 Ecuador | 17 Greece |
| 5 Canada | 18 Ghana |
| 6 Mexico | 19 Kenya |
| 7 Malaysia | 20 Sri Lanka |
| 8 Chile | 21 Japan |
| 9 China | 22 Norway |
| 10 Jamaica | 23 Venezuela |
| 11 Taiwan | 24 Thailand |
| 12 United Kingdom | 25 Trinidad and Tobago |
| 13 Puerto Rico | |



Data

2019

AT A GLANCE

Together, 94.



Enough plastic cutlery to serve a three-course meal to 66,000 sharks.

collected the weight of

Topline Data

People	943,195
Pounds	20,772,394
Kilograms	9,422,199
Miles	24,456
Kilometers	39,358

Tiny Trash

Items measuring less than 2.5cm

Plastic Pieces	7,561,697
Foam Pieces	2,337,622
Glass Pieces	438,561

Enough food wrappers to create a three-acre carpet on the sea floor.



3,195

volunteers

Enough fishing line for a seabird to fish from 55 miles above the surface.

100 blue whales.

Enough straws for 322 octopuses to drink 8 smoothies a day for a year.

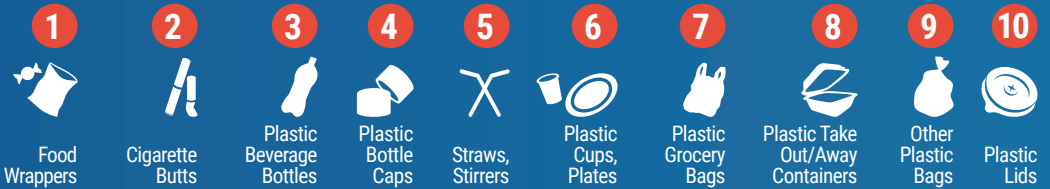
Top 10

ITEMS COLLECTED

- 1 Food Wrappers (candy, chips, etc.) 4,771,602
- 2 Cigarette Butts 4,211,962
- 3 Plastic Beverage Bottles 1,885,833
- 4 Plastic Bottle Caps 1,500,523
- 5 Straws, Stirrers 942,992
- 6 Plastic Cups, Plates 754,969
- 7 Plastic Grocery Bags 740,290
- 8 Plastic Take Out/Away Containers 678,312
- 9 Other Plastic Bags 611,100
- 10 Plastic Lids 605,778

OCEAN TRASH INDEX

International



Location	People	Pounds	Kilograms	Miles	Kilometers	Total Items Collected	Food Wrappers	Cigarette Butts	Plastic Beverage Bottles	Plastic Bottle Caps	Straws, Stirrers	Plastic Cups, Plates	Plastic Grocery Bags	Plastic Take Out/Away Containers	Other Plastic Bags	Plastic Lids
Antigua and Barbuda	457	6,691	3,041	15.6	25.1	17,908	796	526	4,485	1,826	240	561	339	488	301	567
Argentina	480	5,249	2,386	2.5	4.0	5,437	186	232	773	1,022	527	107	457	128	43	183
Aruba	23	398	181	1.0	1.6	532	9	—	21	12	—	—	88	—	12	—
Australia	1,606	7,425	3,375	83.6	134.5	12,997	2,188	3,451	282	148	539	87	405	124	72	185
Bahrain	3	5	2	1.0	1.6	121	5	17	6	6	11	3	2	4	—	—
Bangladesh	575	3,483	1,583	3.7	6.0	30,176	3,163	9,919	2,598	970	513	538	1,119	1,631	652	317
Barbados	781	6,838	3,108	8.0	12.9	47,355	2,250	1,200	2,331	8,119	805	1,103	562	185	845	477
Belgium	14	8	4	1.0	1.6	191	14	151	2	5	4	1	1	6	—	—
Belize	828	7,004	3,184	18.4	29.7	53,877	2,807	1,831	5,053	5,041	2,561	2,489	3,052	862	2,022	1,138
Bermuda	416	4,639	2,109	11.3	18.1	18,689	394	1,587	998	1,291	143	162	98	159	237	179
Bonaire	123	321	146	1.0	1.6	2,406	47	830	11	34	17	5	4	3	2	—
Brazil	3,966	400,406	182,003	106.0	170.6	188,544	12,573	30,512	11,123	8,224	5,420	5,808	10,694	3,860	965	5,081
Brunei	1,056	5,485	2,493	75.2	121.0	10,541	696	1,462	1,718	1,161	345	265	610	371	75	169
Cambodia	10	55	25	1.0	1.6	109	14	—	46	—	1	—	—	—	—	—
Cameroon	114	66,139	30,063	1.0	1.6	36,502	2,002	—	5,980	10,260	—	—	—	2,083	—	3,864
Canada	30,584	136,947	62,249	1,103.5	1,775.8	369,423	28,674	151,276	11,150	20,519	9,571	5,315	601	243	10,935	361
Cape Verde	10	2	1	2.2	3.6	1	—	1	—	—	—	—	—	—	—	—
Chile	14,750	401,047	182,294	101.8	163.8	225,081	18,254	84,861	6,805	10,707	3,892	2,700	4,245	5,855	3,851	6,001
China	14,334	161,927	73,603	53.7	86.4	143,158	6,068	6,284	6,712	3,633	853	1,439	6,555	1,357	50	10
Colombia	333	2,814	1,279	0.7	1.1	23,342	1,547	530	2,367	1,791	767	622	1,251	766	850	1,037
Costa Rica	114	659	299	1.9	3.1	3,236	184	358	229	117	69	168	51	56	28	60
Croatia	2	2	1	1.0	1.6	32	1	—	1	6	4	—	4	—	—	—
Cuba	46	432	196	4.5	7.2	15,016	191	608	437	640	400	42	66	66	112	58
Curaçao	257	2,679	1,218	0.4	0.6	1,905	14	13	70	5	12	—	22	6	3	—
Cyprus	546	12,125	5,511	1.6	2.5	65,103	436	55,567	2,247	398	284	100	85	19	8	—
Denmark	61	157	72	11.2	18.1	4,279	609	2,305	22	16	71	45	44	56	4	16
Dominica	365	5,613	2,551	17.7	28.5	17,808	722	473	2,922	1,187	156	717	277	268	576	246
Dominican Republic	10,942	310,600	141,182	25.2	40.6	314,953	5,777	8,981	16,258	15,429	8,524	19,140	9,509	7,767	9,564	25,022
Ecuador	34,512	261,409	118,822	573.3	922.7	664,491	43,632	29,055	42,449	30,932	18,291	38,550	34,819	29,077	33,770	33,018
Egypt	49	261	119	1.0	1.6	1,909	47	555	143	136	9	—	164	46	33	—
Fiji	62	592	269	1.0	1.6	945	40	2	56	87	4	11	6	3	—	7
Finland	556	3,757	1,708	7.0	11.3	12,560	360	5,896	179	124	355	65	97	51	98	64

OCEAN TRASH INDEX

International

TOP 10 ITEMS COLLECTED GLOBALLY



Location	People	Pounds	Kilograms	Miles	Kilometers	Total Items Collected	Food Wrappers	Cigarette Butts	Plastic Beverage Bottles	Plastic Bottle Caps	Straws, Stirrers	Plastic Cups, Plates	Plastic Grocery Bags	Plastic Take Out/Away Containers	Other Plastic Bags	Plastic Lids
France	43	1,015	461	11.2	18.1	4,982	175	2,074	107	108	69	12	55	43	51	137
Germany	1,609	4,690	2,132	42.6	68.6	63,636	5,400	29,727	452	1,094	549	262	677	346	385	898
Ghana	7,641	398,664	181,211	23.5	37.8	6,819,715	43,611	531,376	109,761	87,030	122,790	318,981	27,402	117,999	40,371	100,872
Greece	8,654	53,781	24,446	181.9	292.7	238,031	2,085	113,092	10,077	7,402	27,433	1,499	6,604	565	268	5,016
Greenland	26	121	55	1.0	1.6	23	1	1	1	1	1	—	1	1	1	1
Grenada	46	753	342	1.0	1.6	2,127	272	—	502	28	14	8	91	11	131	1
Guam	4,607	100,048	45,477	61.3	98.6	11,748	588	1,641	443	792	178	168	300	169	112	188
Guatemala	207	113	51	3.3	5.2	1,571	27	12	367	6	14	26	54	6	70	79
Guernsey	197	155	71	1.0	1.6	1,480	100	165	23	53	7	2	12	5	8	—
Guyana	515	6,079	2,763	1.0	1.6	36,498	858	178	10,680	2,833	1,333	1,841	722	822	1,080	382
Honduras	211	3,524	1,602	3.6	5.8	18,971	1,256	2,746	895	1,147	410	477	713	114	30	170
Hong Kong	63,125	10,036,397	4,561,999	283.9	456.8	854,631	5,002	4,725	3,792	4,054	2,531	948	3,651	2,147	1,049	2,863
India	4,511	65,577	29,808	119.0	191.5	49,142	7,206	2,202	7,695	2,271	891	1,437	5,025	1,909	1,126	2,111
Indonesia	11,246	17,920	8,146	76.3	122.7	309,000	29,197	115,445	9,081	16,495	20,687	3,662	7,999	9,132	9,158	4,529
Iran	18	297	135	1.0	1.6	136	—	—	—	—	—	—	—	—	—	—
Ireland	3,297	46,000	21,165	86.0	138.5	34,784	4,235	5,108	1,543	1,502	619	292	466	327	1,124	603
Isle of Man	4	3	1	1.0	1.6	57	6	—	1	10	1	—	—	1	—	—
Israel	526	5,146	2,339	3.8	6.1	6,417	218	2,410	368	906	465	318	149	57	31	9
Italy	1,234	6,505	2,957	38.6	62.1	29,747	1,204	10,529	934	959	732	361	342	556	92	174
Jamaica	12,462	146,473	66,579	124.9	201.0	797,926	27,686	6,014	261,290	88,234	7,851	25,371	11,931	10,869	41,337	11,034
Japan	5,806	17,226	7,830	264.8	426.1	133,618	6,617	10,138	7,574	5,403	1,675	463	2,522	5,670	4,453	2,566
Jersey	37	2	1	1.0	1.6	116	1	39	—	1	—	3	1	—	—	—
Jordan	22	601	273	1.0	1.6	1,727	18	381	19	278	—	—	114	15	5	—
Kenya	7,100	220,018	100,008	320.8	516.2	256,793	18,359	3,816	34,061	26,987	8,168	6,213	9,522	7,814	4,396	11,033
Kuwait	1,030	280,981	127,719	34.0	54.7	5,246	413	221	914	502	148	100	243	127	8	116
Macao	110	292	133	0.2	0.4	1,999	198	17	239	184	39	155	107	108	3	—
Malawi	136	671	305	0.7	1.2	21,914	282	412	1,449	1,608	19	866	12,719	188	275	185
Malaysia	15,261	92,145	41,884	1,501.0	2,415.5	868,042	105,017	183,353	200,797	38,532	26,964	11,612	113,095	25,046	14,765	12,818
Maldives	595	6,211	2,823	4.2	6.8	7,351	362	265	2,085	173	66	100	553	844	12	88
Malta	83	1,127	512	1.0	1.6	2,154	27	77	389	60	—	—	11	16	3	—
Mauritius	448	995	452	3.1	5.0	18,043	1,220	3,620	2,853	606	140	774	389	234	1,178	201
Mexico	22,726	87,883	39,947	195.9	315.3	337,318	17,881	89,291	20,869	20,556	6,505	6,203	10,472	5,596	6,058	10,661
Morocco	27	541	246	1.5	2.4	3,000	—	—	—	—	—	—	—	—	—	—

OCEAN TRASH INDEX

International



Location	People	Pounds	Kilograms	Miles	Kilometers	Total Items Collected	Food Wrappers	Cigarette Butts	Plastic Beverage Bottles	Plastic Bottle Caps	Straws, Stirrers	Plastic Cups, Plates	Plastic Grocery Bags	Plastic Take Out/Away Containers	Other Plastic Bags	Plastic Lids
Mozambique	94	2,806	1,275	3.8	6.1	5,052	80	236	190	363	137	41	124	17	52	273
Netherlands	2,697	24,698	11,226	150.0	241.3	14,365	158	3,628	102	85	2,513	45	96	72	4	67
New Zealand	126	348	158	2.6	4.2	5,800	81	19	64	198	21	4	65	59	4	16
Nicaragua	1,335	12,280	5,582	14.1	22.7	32,819	2,854	311	5,922	4,914	629	84	6,180	159	1,125	722
Nigeria	938	77,692	35,314	6.7	10.8	982,432	356,904	1,850	117,212	66,195	22,186	8,864	4,076	20,990	3,931	67,867
North Macedonia	20	4	2	1.0	1.6	78	18	1	15	2	1	6	15	5	–	1
Northern Mariana Islands	1,617	9,427	4,276	88.2	142.0	35,861	1,746	8,847	1,799	1,353	496	495	710	368	718	519
Norway	5,525	195,776	88,989	166.4	267.8	47,237	991	1,913	5,064	1,342	616	–	6	4	–	–
Palau	11	2	1	1.0	1.6	4	–	–	–	–	–	–	–	–	–	–
Panama	3,892	111,662	50,756	9.5	15.3	112,440	3,621	461	28,702	5,136	1,842	1,439	4,539	2,000	6,641	5,554
Peru	11,818	472,667	214,849	718.9	1,156.8	391,795	17,010	19,423	9,547	18,188	6,808	17,531	11,258	9,870	12,406	8,802
Philippines	280,309	1,366,457	621,117	3,686.8	5,933.0	8,238,593	3,415,438	1,304,417	371,529	412,184	315,582	95,958	217,682	234,975	236,552	132,005
Portugal	228	1,647	749	23.6	37.9	20,480	196	12,671	195	152	197	85	122	76	75	871
Puerto Rico	12,031	102,160	46,437	182.7	294.0	477,372	14,753	90,738	28,961	30,921	26,479	14,928	6,900	5,927	7,339	24,394
Qatar	22	44	20	0.0	0.0	570	32	57	50	15	3	–	5	10	1	–
Russia	321	8,283	3,765	25.0	40.2	21,796	1,460	781	2,837	651	340	682	1,140	593	15	154
Saudi Arabia	9	46	21	1.0	1.6	125	–	20	30	5	–	–	15	1	10	–
Senegal	10	441	200	1.0	1.6	725	45	–	44	18	12	–	212	3	21	–
Serbia	1	1	1	1.0	1.6	12	–	1	–	–	–	–	4	–	–	–
Seychelles	539	695	316	168.0	270.3	12,831	83	178	648	374	114	6	1	8	12	48
Singapore	3,108	20,179	9,172	116.1	186.8	133,670	5,631	12,990	12,495	5,329	8,107	3,263	3,011	2,999	4,676	1,239
Sint Eustatius	22	1,323	601	1.0	1.6	3,765	60	16	462	658	30	20	22	102	64	52
Sint Maarten	118	863	392	2.1	3.4	4,085	87	370	501	339	209	173	151	54	–	26
Slovenia	210	5,163	2,347	12.8	20.6	32,610	914	19,003	318	436	189	161	650	–	12	186
South Africa	3,312	9,837	4,462	77.5	124.8	90,437	7,420	8,390	3,043	6,563	6,872	177	2,462	955	590	1,227
South Korea	4,396	138,721	63,055	109.8	176.6	47,241	1,039	8,373	1,578	761	380	214	1,106	1,040	407	193
Spain	4,128	6,951	3,159	24.3	39.1	265,995	2,875	135,297	2,118	3,116	932	551	1,372	445	946	70
Sri Lanka	6,698	70,184	31,902	55.0	88.5	218,556	11,607	15,438	25,555	15,057	4,707	3,625	11,972	3,561	7,544	4,883
St Helena, Ascension and Tristan da Cunha	10	77	35	1.0	1.6	119	–	–	–	–	–	–	–	–	–	–

OCEAN TRASH INDEX

International

TOP 10 ITEMS COLLECTED GLOBALLY



Location	People	Pounds	Kilograms	Miles	Kilometers	Total Items Collected	Food Wrappers	Cigarette Butts	Plastic Beverage Bottles	Plastic Bottle Caps	Straws, Stirrers	Plastic Cups, Plates	Plastic Grocery Bags	Plastic Take Out/Away Containers	Other Plastic Bags	Plastic Lids
St Kitts & Nevis	579	3,552	1,614	19.8	31.9	23,363	835	79	5,351	2,251	269	483	827	321	552	375
St Lucia	67	3,023	1,374	5.0	8.1	7,885	851	2	2,369	549	37	441	221	31	346	53
St Vincent and the Grenadines	583	4,513	2,051	7.8	12.5	5,515	354	59	2,037	361	134	162	98	168	80	69
Suriname	15	26	12	1.0	1.6	344	–	–	50	55	15	20	30	–	10	–
Sweden	2,181	41,054	18,661	105.3	169.4	2,618	335	1,209	9	52	23	15	23	77	14	22
Switzerland	43	82	37	2.5	4.0	2,003	55	1,151	22	24	15	8	17	5	27	6
Taiwan	12,375	48,795	22,180	216.1	347.8	110,908	4,368	5,750	20,993	19,598	13,444	1	9,131	7,935	14	1
Tanzania	1,021	33,986	15,448	8.3	13.3	2,405	112	86	117	447	55	6	52	69	259	25
Thailand	4,931	22,971	10,442	78.4	126.2	191,916	10,391	1,433	31,408	6,316	5,543	2,211	7,750	5,886	32,030	627
The Bahamas	88	770	350	215.7	347.1	5,044	298	117	383	366	94	342	228	148	1	133
Trinidad and Tobago	4,668	41,215	18,734	39.7	64.0	207,369	8,617	4,203	43,017	19,491	2,262	5,066	3,247	3,616	4,351	3,276
Turkey	1,530	11,222	5,101	27.6	44.4	21,724	946	6,992	790	1,628	591	342	538	652	204	577
Turks and Caicos Islands	8	5	2	1.0	1.6	58	4	2	5	2	–	2	9	–	4	–
U.S. Virgin Islands	1,059	4,888	2,222	31.8	51.2	45,359	2,808	4,105	2,622	3,119	2,390	1,085	414	447	1,095	695
Ukraine	47	3,063	1,392	1.2	2.0	5,482	643	420	1,116	203	163	128	94	260	27	78
United Arab Emirates	919	7,666	3,484	37.2	59.8	44,791	796	7,879	4,720	7,033	261	608	1,592	490	1,279	637
United Kingdom	12,268	27,986	12,721	62.2	100.1	187,223	17,312	24,916	3,198	10,602	2,310	1,168	1,861	1,201	1,612	87
England	8,287	9,120	4,145	29.9	48.1	133,696	12,272	21,191	1,806	7,771	1,656	988	1,104	877	945	58
Northern Ireland	176	679	309	11.0	17.7	5,127	333	447	227	509	57	16	43	34	29	19
Scotland	3,028	17,394	7,906	11.2	18.0	36,918	3,858	2,566	1,062	1,644	444	138	554	225	482	0
Wales	777	794	361	10.1	16.2	11,482	849	712	103	678	153	26	160	65	156	10
United States	254,409	4,374,314	1,988,202	12,097.7	19,466.6	6,085,163	387,025	900,178	223,088	383,434	182,481	57,676	103,710	68,912	74,162	74,839
Uruguay	2,232	6,780	3,082	50.6	81.5	34,948	2,079	4,598	2,189	1,848	46	410	1,229	705	1,477	1,261
Vanuatu	60	880	400	1.0	1.6	7,463	268	54	221	129	28	–	62	29	29	–
Venezuela	5,318	68,362	31,074	64.3	103.5	331,797	16,998	23,387	20,222	19,355	15,061	14,906	17,078	5,834	15,645	26,069
Vietnam	399	3,958	1,799	1.9	3.1	36,487	342	521	1,009	1,763	2,054	921	4,226	712	2,049	105
Location Not Recorded	3,315	5,176	2,348	96.4	155.1	702,188	57,840	61,834	85,181	13,881	31,627	58,419	22,788	50,244	–	2,879
Grand Total	943,195	20,772,394	9,422,199	24,456	39,358	32,485,488	4,771,602	4,211,962	1,885,833	1,500,523	942,992	754,969	740,290	678,312	611,100	605,778

OCEAN TRASH INDEX

United States



State	People	Pounds	Kilograms	Miles	Kilometers	Total Items Collected	Cigarette Butts	Food Wrappers	Plastic Bottle Caps	Plastic Beverage Bottles	Straws, Stirrers	Beverage Cans	Plastic Grocery Bags	Glass Beverage Bottles	Metal Bottle Caps	Other Plastic/Foam Packaging
Alabama	3,550	32,385	14,720	328.0	527.9	126,275	25,271	9,878	9,079	8,734	3,348	7,351	3,310	3,664	2,197	2,146
Alaska	283	2,237	1,017	86.3	138.8	14,817	2,253	1,189	671	650	90	390	131	100	127	386
Arizona	109	1,091	496	9.1	14.7	1,381	110	159	83	119	27	112	50	64	61	7
Arkansas	47	301	137	4.0	6.5	3,024	930	392	110	149	58	179	66	84	60	58
California	70,900	1,188,698	540,317	2,738.5	4,406.9	861,809	171,506	87,993	43,373	21,036	21,871	13,662	13,725	14,808	16,345	13,931
Colorado	3,339	23,670	10,759	19.8	31.8	3,428	559	330	70	217	116	189	135	78	38	64
Connecticut	2,802	25,238	11,472	161.8	260.4	300,018	24,796	10,108	5,995	4,575	2,873	2,712	1,619	2,641	3,717	2,046
Delaware	2,074	7,591	3,450	131.3	211.3	70,111	13,576	4,738	7,254	4,346	2,627	2,735	1,119	1,531	1,013	1,314
District of Columbia	1,033	6,253	2,842	9.8	15.8	4,524	186	462	241	1,307	89	104	97	137	–	–
Florida	39,789	250,308	113,776	2,829.3	4,553.1	1,133,080	188,300	60,828	110,241	38,273	41,360	24,045	20,921	18,669	18,715	14,285
Georgia	22,964	426,483	193,856	1,117.9	1,799.0	113,635	32,711	733	4,481	12,796	2,529	10,958	3,681	6,358	1,653	2,185
Hawaii	1,407	10,293	4,679	90.3	145.3	96,192	16,877	4,917	4,159	1,310	986	1,089	1,020	1,383	1,036	699
Idaho	11	7	3	0.5	0.8	303	127	82	4	1	6	7	–	2	–	–
Illinois	3,534	7,875	3,580	147.0	236.6	151,305	29,754	10,492	8,216	2,859	4,430	2,943	2,088	2,112	4,973	2,892
Indiana	804	847	385	11.4	18.3	20,026	3,550	606	1,366	329	524	227	108	197	210	329
Iowa	32	242	110	5.8	9.4	180	4	15	2	14	3	19	10	8	–	–
Kansas	120	914	415	3.0	4.8	1,030	82	46	33	46	7	15	29	13	4	11
Kentucky	25	36	16	2.5	4.0	165	17	18	20	25	8	11	13	17	–	–
Louisiana	1,073	27,904	12,684	162.2	260.9	52,879	3,663	3,077	6,063	5,754	1,189	1,740	1,241	1,208	390	1,236
Maine	1,566	3,626	1,648	157.8	253.9	51,237	21,727	3,175	814	873	455	624	400	452	287	576
Maryland	712	6,801	3,091	37.8	60.8	74,211	8,323	3,988	7,326	5,331	4,046	1,316	779	1,063	433	491
Massachusetts	5,373	128,301	58,196	241.0	387.8	632,286	40,773	12,614	9,767	11,105	4,550	7,600	3,567	5,383	1,754	4,675
Michigan	2,151	4,871	2,214	75.3	121.2	146,068	16,962	6,496	9,541	1,219	5,814	468	442	228	641	6,835
Minnesota	236	539	245	12.8	20.7	3,005	812	206	135	37	78	27	19	21	13	123
Mississippi	1,568	22,488	10,222	36.3	58.4	172,894	5,446	15,630	8,335	14,868	4,226	8,739	6,640	6,639	3,901	4,384

OCEAN TRASH INDEX

United States

TOP 10 ITEMS COLLECTED IN THE UNITED STATES




State	People	Pounds	Kilograms	Miles	Kilometers	Total Items Collected	Cigarette Butts	Food Wrappers	Plastic Bottle Caps	Plastic Beverage Bottles	Straws, Stirrers	Beverage Cans	Plastic Grocery Bags	Glass Beverage Bottles	Metal Bottle Caps	Other Plastic/Foam Packaging
Missouri	2	2	1	4.0	4.6	110	6	6	2	8	2	4	5	—	—	—
Nebraska	3,715	10,716	4,871	89.8	144.4	87,359	15,000	20,000	—	7,001	7,000	5,000	—	2,000	5,000	—
Nevada	118	998	453	3.0	4.8	410	14	21	20	15	15	9	90	38	—	—
New Hampshire	752	14,039	6,381	41.9	67.5	37,881	10,438	1,390	606	892	431	1,165	294	380	134	422
New Jersey	5,624	8,913	4,051	107.7	173.3	232,830	18,982	21,296	41,006	6,537	19,786	3,604	4,227	2,979	2,765	1,197
New Mexico	7	2	1	0.8	1.2	1,596	1,159	37	72	1	23	2	1	1	32	14
New York	8,957	56,567	25,712	247.3	397.9	349,712	59,734	30,328	29,706	13,051	15,658	7,618	7,812	7,208	10,893	7,314
North Carolina	4,497	70,677	32,126	308.7	496.8	60,203	11,747	5,351	2,245	4,369	1,513	3,213	1,725	1,308	636	1,462
North Carolina	20	30	14	1.0	1.6	212	7	21	3	30	12	1	16	2	—	—
Ohio	2,389	22,813	10,370	85.8	138.1	150,296	17,484	13,872	5,322	8,183	13,499	4,802	3,984	2,892	1,076	3,245
Oklahoma	6	26	12	0.0	0.0	27	—	—	—	3	—	15	—	—	—	—
Oregon	4,671	38,707	17,594	252.9	406.9	3,587	733	292	111	138	48	44	73	87	3	34
Pennsylvania	13,257	493,697	224,408	209.8	337.6	74,586	20,079	5,541	5,361	5,227	2,408	3,735	226	1,870	81	4,568
Rhode Island	2,902	16,237	7,380	99.3	159.8	162,816	38,374	11,741	8,751	7,492	4,910	4,373	2,658	3,889	3,109	3,504
South Carolina	3,058	31,722	14,419	235.3	378.6	122,156	27,414	6,737	3,885	8,507	1,633	4,831	1,861	2,414	1,265	1,360
Tennessee	2	6	3	1.0	1.6	139	—	—	5	12	—	—	1	1	—	—
Texas	27,136	1,250,871	568,578	1,135.4	1,827.1	199,743	25,166	8,695	37,651	7,320	7,264	4,638	3,689	1,912	4,176	2,307
Utah	21	317	144	1.6	2.5	360	14	13	29	13	9	6	14	20	—	—
Vermont	284	9,107	4,140	22.4	36.0	294,494	654	313	440	1,078	106	972	165	539	45	1,471
Virginia	6,143	137,469	62,486	403.4	649.1	133,240	16,503	11,662	5,830	13,196	3,672	7,510	12,080	4,154	2,206	3,456
Washington	2,747	21,081	9,582	306.3	492.8	62,267	14,620	5,125	1,397	1,052	1,034	1,627	1,488	1,136	105	167
Wisconsin	1,586	6,083	2,765	81.4	131.0	49,550	9,525	3,740	2,452	1,753	1,515	1,399	1,290	1,038	614	504
State Not Recorded	1,013	5,237	2,380	39.8	64.0	27,706	4,210	2,672	1,161	1,237	633	1,442	801	1,029	230	122
Grand Total	254,409	4,374,314	1,984,155	12,097.7	19,469.3	6,085,163	900,178	387,025	383,434	223,088	182,481	143,272	103,710	101,757	89,938	89,820

FLORIDA, USA

MEET THE 2019

Cleanup Coordinators



International

Antigua & Barbuda

Caribbean Youth Environment Network in Antigua & Barbuda
Elijah James & Seimone Joseph

Argentina

Asociación ReCrear
Liliana Toranzo

Australia

Tangaroa Blue Foundation
Heidi Tait

Barbados

Caribbean Youth Environment Network in Barbados
Sade Dean

Bahamas

Abaco
Friends of the Environment
Olivia Patterson Maura & Lianna Burrows

Grand Bahama Island

Bahamas Ministry of Tourism
Andre Cartwright & Aulenna Robinson

Nassau

Dolphin Encounters
Te-Shalla Clarke & Annette Dempsey

Bahrain

Cleanup Bahrain
Ali AlQaseer

Bangladesh ¹

Kewkradong
S. M. Muntasir Mamun

Belize

The Scout Association of Belize
Ricardo N. Alcoser & Roberto Lopez

Bermuda

Keep Bermuda Beautiful
Anne Hyde

Brazil

Instituto Gremar Resgate e Reabilitação de Animais Marinhos (GREMAR)
Rosane Farah, & Rafaela Riesco
Fundação Mamíferos Aquáticos
Daniela Araujo

Instituto Terra e Mar
Shirley Pacheco de Souza

Brunei

Coastal Cleanup Brunei
Alan Tan

Cameroon ²

Association for Community Awareness (ASCOA)
Linus Ayangwoh Embe & Mukete Emmanuel Mbella

Canada

Ocean Wise Conservation Association
Kate Le Souef & Tanya Otero

Chile

Aquatic Environment Preservation Department, DIRECTMAR,
Chilean Navy
Macarena Maldifassi

China

Shanghai Rendu NPO Development Centre
Yonglong Liu

Colombia

Sentidos de la Tierra
Eileen Martes Solano

Cyprus

AKTI Project and Research Centre
Demetra Orthodoxou

Dominica

Dominica Youth Environment Organization
Terry Raymond & Nelister Baron

Dominican Republic

Fundación Vida Azul
Oscar Oviedo & Elba Puello

Mariposa Foundation
Amanda Bucci & Aislinn Doyle

Ecuador

Mar y Ambiente Consultores & Ministry of Environment of Ecuador
Jaime Paredes & Mae-Pngids

Finland

Keep the Archipelago Tidy Association
Julia Jännäri & Atte Lindqvist
The Åland Society for Nature & Environment
Linda Eriksson

Germany

Kieler Forschungswerkstatt
Henrike Bratz

Ghana

Smart Nature Freak Youth Volunteers Foundation of Accra-Ghana
Tyler Kobla

Greece ³

HELMEPA
Constantinos Triantafyllou,
Christiana Prekezes & Eleni Tsolka

Greenland

CSR Greenland
Ivinnnguaq Kristiansen

Grenada

St. George's University
Dr. Clare Morrall



1



2



3



Guam

Bureau of Statistics & Plans,
Guam Coastal Management Program
Steven Dierking

Guatemala

Colegio Americano del Sur
Grace Hilling &
Kathleen Wilmeth–Serverian

Guyana

Carribbean Youth Environment
Network in Guyana
Kiefer Jackson

Hong Kong

Hong Kong Cleanup
Lisa Chistensen

Green Council
Isaac Ho

India

Indian Maritime Foundation
Capt.S.Krishnamurthi &
Cmde.P.K.Malhotra

Bhumi
Dr. Prahalathan KK

Indonesia

Bali Hotel Association
Wayan Warta

Plastic Man Institute
Stefan Rafael

Ireland

Clean Coasts Ireland, An Taisce
Sinead McCoy

Israel 4

The Israeli Plastic Pollution
Prevention Coalition and
The Israeli Diving Federation
Dr. Galia Pasternak



Italy

Marevivo Onlus
Raffaella Giugni
Reef Check Italy
Gianfranco Rossi & Carlo Cerrano

Sardinia

Clean Coast Sardinia
Anna Kowalska

Jamaica

Jamaica Environment Trust
Suzanne Stanley &
Tamoy Singh Clarke

Japan

Japan Environmental Action Network
Azusa Kojima & Yoshiko Ohkura

Kenya

Local Ocean Conservation Kenya
Justin Beswick

Kenya Conservation of
Aquatic Resources
David Olendo

Watumu Marine Association
Steve Trott

World Student Community for
Sustainable Development
Ezra Onyango

Kuwait

Kuwait Dive Team
Waleed AlFadhel &
Bashayer Alyzayed

Malawi

Malawi Beach and
Underwater Cleanup
Innocent Sopha Mjumira &
Kondwani Wilson Mjumira

Malaysia

Reef Check Malaysia
Theresa Ng & Julian Hyde

The Body Shop Malaysia
Jesse Siew & Sook Cheng

Mauritius

Le Bocage International School
Courtney Jenkins & Lee Foley

Mexico

Baja California
Proyecto Fronterizo
Margarita Diaz

Colima

Universidad de Colima
Lidia Silva Iñiguez

Quintana Roo

ARSA CARIBE
Araceli Ramirez Lopez

Sonora

Centro Intercultural de Estudios
de Desiertos y Océanos
Paloma Valdivia

Tamaulipas

Club Regatas Corona, A.C.
Alejandra López de Román

Mexico City

Hands On, Mexico
Blanca Ramírez & Gray Beverly

Morocco

Surfrider Foundation Morocco
Yassine Belhouari

Mozambique 5 6

Dolphin Encountours Research Center
Angie Gullan & Sabrina Sykes

Netherlands

The North Sea Foundation
Sebastian Verkade &
Marijke Boonstra

Nicaragua

Paso Pacífico
Sarah Otterstrom & Anna Chevez

Nigeria

Nigerian Institute for Oceanography
and Marine Research
Oyeronke Adegbile & Justina Obienu

My Environment My Wealth
Wonne Afronley

Northern Mariana Islands

Division of Coastal
Resources Management
Colleen Flores, Mallory Muña &
William T. Pendergrass

Norway

Keep Norway Beautiful
Lise Gulbrandsen & Fanny Pindslø

Panama

Asociacion Nacional para la
Conservacion de la Naturaleza
(ANCON)
Jenny Echeverria & Grecia Medina

Fundacion para la Proteccion del
Mar (PROMAR)
Ricardo Wong

Peru

VIDA—Instituto Para la Proteccion
del Medio Ambiente
Arturo Alfaro Medina & Ursula
Carrascal Vizcarreta

Philippines

ICC Philippines
Geronimo P. Reyes

Philippine Coast Guard Auxiliary
Vice Admiral Valentin B. Prieto Jr
PCGA

Portugal

Portuguese Marine Litter
Association
João Frias

Sailors for the Sea Portugal
Bernardo Corrêa de Barros &
Isaac Silveira

Puerto Rico

Scuba Dogs Society
Silmarie Sánchez & Ana Trujillo

Russia

Ecostart
Yana Blinovskaia

Senegal

Barracuda Club Dakar
Julie Bernier

Singapore

Lee Kong Chian Natural History
Museum, National University
of Singapore
N. Sivasothi

Sint Eustatius

St. Eustatius National Parks
Jessica Berkel & Francois Mille

Sint Maarten

Sint Maarten Pride Foundation
Jadira Veen & Norina Hermoso

Slovenia

TRI-NITI
Andreja Palatinus & Spela Grohar

South Africa

Plastics SA
John Kieser

Ezemvelo KZN Wildlife
Wayne Munger

South Korea

Our Sea of East Asia Network
Dr. Jongmyoung Lee &
Sunwook Hong

Spain

Asociación Ambiente Europeo
Daniel Roller

Sri Lanka

Marine Environment
Protection Authority
Jagath Gunasekara

St Helena

Saint Helena National Trust &
Blue Marine Foundation
Beth Taylor & Kenicke Andrews

St Kitts & Nevis

Department of Environment
Derionne Edmeade

Nevis Historical and Conservation
Society (NHCS)
Pauline Ngunjiri

St Lucia

Caribbean Youth Environment
Network in Saint Lucia
Virginie Sealy

St Vincent and the Grenadines

Action Bequia
Alicia Lavia & Lucille Cozier

Caribbean Youth Environment
Network of Saint Vincent and
the Grenadines
Clonesha Romeo

Sustainable Grenadines Inc. ⁷
Kristy Shortte & Martin Barriteau

Sweden

Clean Sweden
Anton Hedlund & Mårten Heslyk

Keep Sweden Tidy
Sandra Toivio

Taiwan

Kuroshio Ocean Education Foundation
Taiwan Ocean Cleanup Alliance
Tai-Di Chang & Dr. Leon Yun-Chih

Tanzania

Nipe Fagio Ltd.
Ana Rocha

Thailand

Department of Marine and
Coastal Resources
Suhaitai Prasankul &
Niphon Phongsuwan

Trinidad and Tobago ⁸

Caribbean Network for Integrated
Rural Development
Marissa Mohamed & Deon Brebnor

Turkey

TURMEPA
Çağil Toparlak Alkan &
Dağhan Mehmet Yazıcı

ADYSK Association
Volkan Narci & Aslin Karanfil

U.S. Virgin Islands

St. Croix
University of the Virgin Islands—
Virgin Islands Marine Advisory
Service (VIMAS)
Marcia Taylor

St. Thomas

University of the Virgin Islands—
Virgin Islands Marine Advisory
Service (VIMAS)
Howard Forbes, Jr.

United Kingdom

United Kingdom
Marine Conservation Society
Lauren Eyles & Justine Millard

Northern Ireland

Keep Northern Ireland Beautiful
Nicola Fitzsimons & Karina Robinson

Scotland

Keep Scotland Beautiful
Heather McLaughlin & Catherine Gee

Uruguay

Ministry of Housing, Land
Management and Environment
(MVOTMA)
Cristina Quintas

Vanuatu ⁹

Vanuatu Environmental
Science Society
Dr. Christina Shaw & Martika Tah

Venezuela

FUDENA
Déborah Bigio & Nelson Ovalles

Vietnam

Centre for Marinelife Conservation
and Community Development
Thu Hue Nguyen, Ho The Trung,
& Thi Ngoc Ngo

GreenHub
Nguyen Thi Thu Trang and
Nguyen Thu Ha

The Body Shop Vietnam
Ly Huynh & Kha Tran



Global

(all underwater cleanups)

Project AWARE Underwater Cleanups
Hannah Pragnell-Raasch &
Ania Budziak



United States

Alabama

ADCNR State Lands Division
Coastal Section
Angela Underwood

Alaska

Center for Alaskan Coastal Studies
Henry Reiske

Arizona

OdySea Aquarium
Lisa Ristuccia

Arkansas

Arkansas Department of Parks
& Tourism
Julie Lovett

California

California Coastal Commission
Eben Schwartz & Leah Henry

Colorado

Fountain Creek Watershed Flood
Control and Greenway District
Allison Schuch

Common Tides
Katie Dyal

Connecticut

Save the Sound, Connecticut Fund
for the Environment
Annalisa Paltauf

Delaware

Delaware Department of Natural
Resources & Environmental Control
Joanna Wilson

Florida

Multiple Coordinators

Georgia ¹⁰

Georgia Environmental Protection
Division, Rivers Alive
Harold Harbert

Hawaii

Keep the Hawaiian Islands Beautiful
Chris Woolaway & Linda O'Brien

Illinois

Alliance for the Great Lakes
Tyrone Dobson

Indiana

Alliance for the Great Lakes
Tyrone Dobson

Louisiana

Lake Pontchartrain Basin Foundation
Chris Cook

Maine ¹¹

Maine Coastal Program
Theresa Torrent

Maryland

National Aquarium
Laura Bankey

Massachusetts

Massachusetts Office of Coastal
Zone Management
Robin Lacey

Connecticut River Conservancy
Stacey Lennard

Michigan

Alliance for the Great Lakes
Tyrone Dobson

Minnesota

Alliance for the Great Lakes
Tyrone Dobson

Mississippi

Mississippi Coastal Cleanup Program
Mandy Sartain

Nebraska

Keep Omaha Beautiful
Elizabeth Chalen

New Hampshire

Blue Ocean Society for
Marine Conservation
Jen Kennedy

New Jersey

Clean Ocean Action
Alison Jones & Catie Tobin

New Jersey Clean
Communities Council
Sandy Huber & Paula Berg

New York

American Littoral Society
Natalie Grant

North Carolina

Multiple Coordinators

Ohio

Alliance for the Great Lakes
Destinee Henton

Partners for Clean Streams
Kristina Patterson

Oregon

SOLVE
Jon Schmidt

Pennsylvania

Keep Pennsylvania Beautiful
Michelle Dunn

Rhode Island

Save The Bay
July Lewis

South Carolina

S.C. Sea Grant Consortium & S.C.
Dept. of Natural Resources
Susan Ferris Hill & Bill Marshall

S.C. Dept. of Health & Environmental
Control, Adopt-A-Beach Program
Liz Hartje

Texas

Texas General Land Office
Reneé Tuggle

Keep Texas Beautiful
Sarah Nichols

Vermont

Rozalia Project for a Clean Ocean
Rachael Miller & Ashley Sullivan

Virginia

Clean Virginia Waterways—
Longwood University
Katie Register

Washington

Puget Soundkeeper Alliance
Kristin Holschbach

Washington CoastSavers
James Roubal

Wisconsin

Alliance for the Great Lakes
Todd Brennan



2019 SUPPORTING Partners

American Express has been an International Coastal Cleanup (ICC) partner since 2018, and over the past two years more than 1,400 employee volunteers have cleaned up 22,000 pounds of trash from their local beaches and waterways, spanning from Australia to the United States and many places in between, with Ocean Conservancy. In 2019, 994 American Express colleagues joined Ocean Conservancy's cleanups in their communities around the world.

For more than 20 years **Bank of America** has partnered with the ICC, and each year the bank's employees have come together to help clean up our coastal waterways across the globe. Last year, Ocean Conservancy and Bank of America supported ICC events in Australia, China, England, India, Ireland, Hong Kong, Japan, Malaysia, the Philippines, Singapore, Taiwan, Turkey, and the United States.

ICC Supporting Partners

American Express

The Coca-Cola Foundation

Bank of America

Breitling

Dow

The Forrest C. &

Frances H. Lattner Foundation

Garnier

National Oceanic and

Atmospheric Administration

Pacific Life Foundation

The Starbucks Foundation

Brunswick Public Foundation

Cox Enterprises

The Martin Foundation

Norwegian Cruise Line Holdings Ltd

The Philip Stephenson Foundation

The Kleid Family Charitable Fund

Amcor

ITW

Owens-Illinois Inc.



ARIZONA, USA



INDIA



FLORIDA, USA

The Starbucks Foundation is a supporting partner of the ICC, and Starbucks employees volunteer to clean up their local beaches and waterways each April during the Global Month of Service. In 2019, volunteers joined cleanups from Hong Kong to California and entered 6,000 individual items into Ocean Conservancy's database.

Outreach Partners

Keep America Beautiful

Project AWARE

United Nations Environment Programme

Waterkeeper Alliance

Brunswick Public Foundation

has been a partner of the ICC for 20 years and specifically supports Ocean Conservancy's Good Mate program. Good Mate provides the boating community with resources to protect our ocean, including supplies and information to conduct marina and watercraft cleanups. In 2019, the Good Mate program mobilized over 5,000 volunteers around the U.S. to remove 175,000 pounds of trash from waterways and the ocean via watercraft and marina cleanups, logging 16,000 individual items in Ocean Conservancy's database.



HONG KONG



Acknowledgments

Managing Editor

Jordana Lewis

Design

Blue House DC

Printing

Printivity

2019/2020 International Coastal Cleanup Team

Robyn Albritton

Sarah Kollar

Tess Krasne

Allison Schutes (Director)

Truett Sparkman

Susannah Spruill

Emily Tye



KENYA

Photo Credits

Front Cover: Jamaica, *Jamaica Environment Trust*; Taiwan, *Kuroshio Ocean Education Foundation*

Inside Front Cover: Vietnam, *Centre for Marinelifelife Conservation and Community Development (MCD)*

Page 1: Florida, USA, *Isaac Mead-Long*

Page 2: Baffin Bay/Sannirutiup Imanga, North Atlantic Ocean, *Chelsea Rochman*

Page 4: Florida, USA, *Daniel Padilla-Ochoa*

Page 4–5: Florida, USA, *Daniel Padilla-Ochoa*

Page 5: *Emily Brauner*; Florida, USA, *Rafeed Hussein*

Page 6: Canada, *Nature Trust of New Brunswick*; Mexico, *Alejandra Roman*

Page 7: Spain, *Ambiente Europeo*

Page 8: Bangladesh, *Kewkradong*; Peru, *VIDA Instituto para la Protección del Medio Ambiente*

Page 9: Alaska, USA, *Alaska Coastal Studies*; Bangladesh, *Kewkradong*; Connecticut, USA, *Stock Photo*; Dominican Republic, *Mariposa DR Foundation*

Pages 20–21: Florida, USA; *Isaac Mead-Long*

Page 26: Arizona, USA, *Nelda Tripp-Johnson*; India, *Bhumi*

Page 27: Florida, USA, *Keep Palm Beach County Beautiful, Inc.*; Hong Kong, *Allison Schutes*

Page 28: Kenya, *Watamu Marine Association*

Page 29: Japan, *Japan Environmental Action Network (JEAN)*; Finland, *Ålands Natur & Miljö (The Åland Society for Nature and Environment)*; Cameroon, *Association for Community Awareness (ASCOA)*

Back Cover: California, USA, *Emily Brauner*



JAPAN



FINLAND



CAMEROON



1300 19th Street NW, 8th Floor
Washington, D.C. 20036
With offices in Alaska and on the
West, Gulf and East coasts.
TOLL-FREE +1 800.519.1541

Follow Us

www.oceanconservancy.org
facebook.com/oceanconservancy
twitter.com/ourocean
instagram.com/oceanconservancy

CALIFORNIA, USA