

OCEAN CONSERVANCY'S

International

Coastal Cleanup

REPORT 2007



Start a
Sea Change

Ocean 
Conservancy
Start a Sea Change



MISSION OF THE ICC

The International Coastal Cleanup engages people to remove trash and debris from the world's beaches and waterways, to identify the sources of debris and to change the behaviors that cause pollution.

OCEAN CONSERVANCY'S 2007 ICC SPONSORS

The Coca-Cola
Company

Philip Morris USA

Bank of America

Brunswick Public
Foundation

Dow

Glad

National Oceanic
and Atmospheric
Administration

Oracle

National Marine
Sanctuary
Foundation

Endangered Species
Chocolate

MARPAT
Foundation

Sea World
Busch Gardens
Conservation Fund

Alexander &
Baldwin Foundation

Pacific Marketing
International

CONTENTS

Letter from the President	02
Overview	03
How Do the Oceans Get Trashed?	06
Ocean Conservancy joins First Lady to Champion White House Initiative on Marine Debris	09
Global Initiative on Marine Debris	11
2007 ICC Sponsoring Partners	12
Making a World of Difference, One Person at a Time	15
10 Things You Can Do To Stop Marine Debris	18
Coordinators and Sponsors	20
ICC 2007 International Coordinators	21
ICC 2007 U.S. State/Territory Coordinators	24
ICC 2007 Country Sponsors	26
ICC 2007 U.S. State/Territory Sponsors	27
2007 ICC Facts and Figures	30
ICC Participation Map	31
International Participation	32
United States Participation	33
International Raw Data Summary	34
United States Raw Data Summary	39
Raw Data Summary Totals	43

International Coastal Cleanup



For more information, or to participate in Ocean Conservancy's International Coastal Cleanup, contact:

Ocean Conservancy	www.oceanconservancy.org
1300 19th Street, NW	www.coastalcleanup.org
8th Floor	800-262-BEACH (U.S. only)
Washington, DC 20036	© 2008, Ocean Conservancy.
202.429.5609	All Rights Reserved.

Starting a Sea Change, Every Day

The ocean is essential to the health of everything on the planet – including our own. It provides much of the air we breathe, much of the food we eat and serves as the basis of our ecosystem. Fundamentally, the ocean is the life support system for our planet. Harmful impacts to that support system, such as marine debris, global warming, overfishing, pollutants, and habitat destruction, are exacting a toll we can no longer afford to pay. The plain truth is that our ocean cannot protect us unless it is healthy and resilient. And sadly, our ocean is sick.

But a sea change has started: I am so proud to announce that last year alone, more than 378,000 people from 76 countries came together to do something to improve the health of our ocean. From Bangladesh to Bangor, Maine, they joined efforts to clean up our shorelines as part of Ocean Conservancy's International Coastal Cleanup (ICC). Each year since 1986, these dedicated volunteers continue to make the ICC the world's largest volunteer cleanup event, inspiring others across the world to make ocean conservation an everyday priority. In addition to cleaner beaches and less polluted water, their efforts also provide vital information to help us understand the activities that produce debris and help prevent it in the first place.

Thousands of volunteers give their time, but the ICC's success is also dependent upon a growing network of dedicated leaders that I like to call 'Sea Stars': the coordinators who give so much time year-round to ensure that the Cleanup runs smoothly and our corporate partners whose generous gifts ensure that we have the necessary materials and financial support. I thank you all and know that without every one of you, the ICC could not be the amazing force it has become.

Trash in our ocean pollutes our water, kills and injures wildlife through ingestion and entanglement, but it also costs coastal communities economically, as well, in debris removal, lost tourism and lower property values. While the ICC accomplishes amazing results, one day of cleaning up will only be a drop in the ocean unless we expand our reach, bringing in new volunteers and new countries and expanding our commitment beyond the Cleanup to keeping our ocean healthy all year-round. We have the opportunity to make significant strides not only in cleaning up the existing trash that is polluting our water, but – more importantly – in reducing the amount that enters the oceans in the first place. After all, trash doesn't fall from the sky, it falls from people's hands.

Ocean Conservancy will continue its work to improve and expand the ICC and its related efforts throughout the year. But we need you to extend your commitment to healthy oceans beyond the one day event. So I offer this simple challenge: let's all carry with us throughout the year the profound commitment we make each September to keep our ocean healthy at every turn. If we all join together and make the ICC's mission an integral part of our daily lives, we could truly *start a sea change*, every day. It starts one day at a time.



VIKKI SPRUILL

President and CEO, Ocean Conservancy



OVERVIEW

In 2007, more than 378,000 volunteers participated in the International Coastal Cleanup (ICC) worldwide. These volunteers donated their time to remove more than six million pounds of debris from over 33,000 miles of shoreline – approximately 182 pounds of trash collected per mile!

SECTIONS

- | | | | | | |
|----------|--|-----------|------------------------------------|-----------|--|
| 6 | How Do the Oceans Get Trashed? | 11 | Global Initiative on Marine Debris | 15 | Making a World of Difference, One Person at a Time |
| 9 | Ocean Conservancy joins First Lady to Champion White House Initiative on Marine Debris | 12 | 2007 ICC Sponsoring Partners | 18 | 10 Things You Can Do To Stop Marine Debris |

The Cleanup saw an increase in international representation in 2007, with 76 countries holding a cleanup event (compared to the 66 who participated in 2006). It also marked the second year of China’s involvement with ICC efforts: in Shanghai, 75 volunteers collected 715 pieces of debris, weighing 285 pounds. Russia also took part in the Cleanup for the first time since 2003. Thirty-two volunteers cleaned nearly 400 feet of shoreline on the coast of the Ussuriysky Gulf in Vladivostok collecting 98 pounds of garbage.

ICC events in both Russia and China in 2007 were organized due to the efforts of the Northwest Pacific Action Plan (NOWPAP) of UNEP. With the NOWPAP assistance, cleanup campaigns will be continued in these countries in 2008-2009 and beyond. Several other countries increased their participation levels. After suffering through two successive typhoons in 2006, which limited its number of volunteers, the Philippines returned to the 2007 ICC in strong form, drawing 50,526 people on land and 721 underwater, making it the ICC’s largest international cleanup effort. India also had a strong showing. While covering approximately the same distance as in 2006, the country more than doubled the number of pounds volunteers picked up (more than 128,000 pounds in 2007 compared to 59,000 pounds in 2006).

Significant increases weren’t exclusive to Asia, however. Several Caribbean countries also improved on last year’s

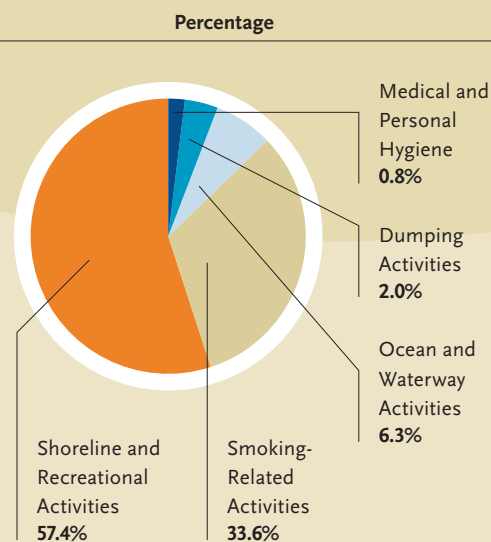
cleanup efforts. In Trinidad and Tobago, volunteer numbers jumped from 894 to 2,250, an increase of more than 60 percent. And in the Bahamas, volunteer participation exploded a whopping 82 percent as 1,037 volunteers joined in cleanup efforts (compared to 2006’s 180 volunteers). These volunteers removed an average of almost 78 pounds of trash per mile, which equaled 80 percent more pounds of debris collected per mile than last year.

While land-based efforts accounted for the vast majority of activities, cleanups weren’t limited to shorelines and beaches. Volunteers also retrieved debris from beneath the water’s surface. In fact, more than 8,300 divers took part in underwater cleanup efforts – spearheaded by Project AWARE – and cleaned up more than 161,000 pounds of debris over 1,000 miles of underwater terrain. That’s an average of 20 pounds of trash collected per diver.

WORLDWIDE SOURCES OF DEBRIS

2007 Land & Underwater Cleanups (combined)	Number	Percent
Dumping Activities	142,800	2.0%
Medical and Personal Hygiene	54,367	0.8%
Ocean and Waterway Activities	453,955	6.3%
Shoreline and Recreational Activities	4,157,583	57.4%
Smoking-Related Activities	2,429,496	33.6%
Totals	7,238,201	100.0%

2007 Land Vs. Underwater Cleanups	Land	Underwater
Dumping Activities	2.0%	2.4%
Medical and Personal Hygiene	0.7%	0.9%
Ocean and Waterway Activities	6.2%	12.2%
Shoreline and Recreational Activities	57.5%	53.7%
Smoking-Related Activities	33.6%	30.8%




Globally, 378,192 people picked up
6,075,698.4 pounds of debris,
over 33,426.45 miles.

THAILAND



How Do the Oceans Get Trashed?



BERMUDA

Shoreline and Recreational Activities

The majority of marine debris comes from land-based activities such as fast food consumption, beachgoers, picnics, sports and recreation, festivals, as well as litter washed from streets, parking lots and storm drains.

Ocean/Waterway Activities

Recreational fishing and boating, commercial fishing, cargo/military/cruise ship operations and offshore industries such as oil drilling can produce marine debris.

Smoking-Related Activities

Improper disposal of cigarette filters, cigar tips and tobacco product packaging is common on both land and sea.

Dumping Activities

Legal and illegal dumping of building materials or large household items can result in debris.

Medical/Personal Hygiene

This debris can result from people improperly disposing of waste in toilets and city streets. Since medical and personal hygiene debris often enters the waste stream through sewer systems, its presence on the beach can indicate the presence of other, unseen pollutants.

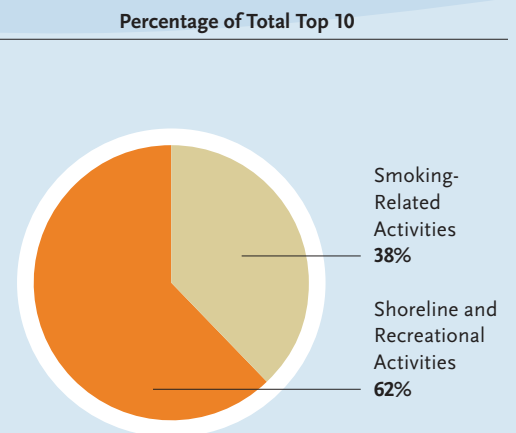
With more than 190,000 volunteers scouring shorelines above and below the waterline in 45 states, the United States accounted for half of all ICC volunteers. California had the greatest turnout, accounting for 32 percent of U.S. volunteers, 22 percent of pounds collected and nearly 25 percent of miles cleaned. (For more information on California's cleanup coordination efforts, see page 15.) The 2007 Cleanup also marked additional participation in inland cleanups along local waterways, with states such as Alabama, Kentucky, and Louisiana more than doubling their number of volunteers from last year.



Worldwide, volunteers removed an average of **16 pounds of trash per person.**

TOP 10 DEBRIS ITEMS COLLECTED WORLDWIDE

Item	Number	Percent
Cigarettes/Cigarette Filters	1,971,551	27.2%
Food Wrappers/Containers	693,612	9.6%
Caps/Lids	656,088	9.1%
Bags	587,827	8.1%
Beverage Bottles (Plastic) 2 liters or less	494,647	6.8%
Cups/Plates/Forks/Knives/Spoons	376,294	5.2%
Beverage Bottles (Glass)	349,143	4.8%
Cigar Tips	325,893	4.5%
Straws/Stirrers	324,680	4.5%
Beverage Cans	308,292	4.3%
Total Top 10 Debris Items Worldwide	6,088,027	
Total Debris Worldwide	7,238,201	84.1%





Volunteers removed
nearly **2 million cigarettes** during the 2007 Cleanup.
That's an average of **5 cigarettes per volunteer.**



ILLINOIS

While cleaning up existing debris is a vital element of the ICC, the data that volunteers collect is just as, if not more, important. Data compiled from previous Cleanups has been integral to helping us learn about the behaviors that cause marine debris and serving as a resource for creating programs designed to educate people on the importance of debris prevention. ICC data has been used as a basis to help draft legislation, including the Marine Debris Research, Prevention, and Reduction Act, which Congress passed in 2006. The data was also an integral aspect to the chapter on marine debris in the U.S. Commission on Ocean Policy's 2003 report, which listed recommendations for the United States to take to improve the health of our oceans. As in years before, Ocean Conservancy will continue to compile and analyze data gathered at the cleanups and use the information to help stem the tide of marine debris.

Since 1994, more than 50 percent of all the debris collected in the ICC has come from shoreline and recreational activities; 2007 was no different, with these activities accounting for 57 percent of all debris. Smoking-related activities came in second, accounting for 33 percent of debris. In fact, volunteers removed almost two million cigarettes/cigarette filters during the cleanup.

Ocean Conservancy joins First Lady to Champion White House Initiative on Marine Debris

In November 2007, Ocean Conservancy President Vikki Spruill was honored to join First Lady Laura Bush to announce the White House's new marine debris initiative during the dedication ceremony of the J.L. Scott Marine Education Center – Gulf Coast Research Laboratory in Biloxi, Mississippi.

The White House initiative calls for an increase in public/private partnerships on cleanups, enhanced public education on debris prevention and an emphasis on international cooperation to end dumping in the ocean. The First Lady has supported marine debris prevention since seeing its damaging effects on a trip to the Northwestern Hawaiian Islands National Marine Monument.

Vikki Spruill, the only representative of the conservation community at the event, said, "I am excited about the synergies between the new White House plan for addressing marine debris and Ocean Conservancy's ongoing work. The First Lady's dedication to the issues we have been fighting for years is inspiring – and, it gives a big push to the sea change that is underway."

Then in March, at the White House Easter Egg Roll, the First Lady spoke to the tens of thousands of children at the event about the value of keeping our ocean healthy and specifically thanked Ocean Conservancy for its work.

TOP 10 DANGEROUS DEBRIS ITEMS COLLECTED WORLDWIDE

Item	Number
Bags	587,827
Balloons	60,932
Crab/Lobster/Fish Traps	7,409
Fishing Line	71,744
Fishing Nets	30,098
Plastic Sheeting/Tarps	55,317
Rope	121,094
Six-Pack Holders	31,144
Strapping Bands	3,378
Syringes	6,435
TOTALS	975,378





In addition to being an eyesore, marine debris also poses hazards and dangers for wildlife and people. Marine debris kills more than one million seabirds and 100,000 marine mammals and turtles each year (S. Casey, *Best Life*, November 2006). Unfortunately, every year, ICC volunteers find a variety of marine wildlife species entangled in debris. In 2007, participants found 237 entangled animals. Birds represented nearly 35 percent of entangled wildlife, followed by fish (27 percent), invertebrates (20 percent), mammals (nearly 13 percent), reptiles (almost five percent) and amphibians (less than one percent).

Discarded monofilament fishing line is perhaps the single-most dangerous debris item and accounted for 65 percent of entanglements found during the ICC. In fact, derelict fishing gear – which includes fishing line, nets, rope, lures and light sticks, and crab/lobster/fish traps – represented 72 percent of all entanglements.

81 birds, 63 fish, 49 invertebrates, 30 mammals, 11 reptiles, and one amphibian were found entangled in debris during the cleanup.

2007 ICC ENTANGLING ANIMALS WORLDWIDE

Type of Debris	Invertebrates	Fishes	Reptiles	Birds	Mammals	Amphibians	Total	
Balloon Ribbon/String	0	0	0	4	1	0	5	2.1%
Beverage Can	1	1	0	0	0	0	2	0.9%
Building Materials	2	0	0	0	2	0	4	1.7%
Crab/Lobster/Fish Traps	2	1	0	0	0	0	3	1.3%
Fishing Line	22	32	5	43	8	0	110	46.8%
Fishing Nets	13	12	0	6	4	0	35	14.9%
Glass Bottle	3	2	1	0	2	0	8	3.4%
Miscellaneous	2	0	2	5	1	0	10	4.3%
Plastic Bags	2	3	0	12	5	0	22	9.4%
Plastic Container	0	0	0	0	1	0	1	0.4%
Rope	1	9	2	6	5	1	24	10.2%
Six-Pack Holders	0	2	0	1	0	0	3	1.3%
Tire	0	1	1	0	0	0	2	0.9%
Wire	1	0	0	4	1	0	6	2.6%
Totals	49	63	11	81	30	1	235	100.0%
Total Percentage	20.9%	26.8%	4.7%	34.5%	12.8%	0.4%	100.0%	

Global Initiative on Marine Litter

Through its Regional Seas

Programme (RSP) and Global Programme of Action for the Protection of the Marine Environment from Land-based Activities (GPA), the United Nations Environmental Programme (UNEP) has developed a “Global Initiative on Marine Litter” to address this global pollution issue.

The initiative focuses on both regional and global efforts. At the regional level, RSP is concentrating on the establishment and development of regional pilots based in areas that are particularly affected by marine litter. The effort assists 12 Regional Seas Conventions and Action Plans to address marine debris in the Baltic Sea, Black Sea, Caspian Sea, East Asian Seas, Eastern Africa, Mediterranean Sea, Northeast Atlantic, Northwest Pacific, Red Sea and Gulf of Aden, South Asian Seas, Southeast Pacific, and Wider Caribbean.

Globally, UNEP’s initiative provides a platform to establish partnerships and cooperation for the coordination of activities to control and sustainably manage marine debris. Several global activities include:

- Preparing with FAO a joint review on the problem of derelict fishing gear;
- Developing with IOC joint guidelines on surveying and monitoring marine debris;
- Preparing jointly with Ocean Conservancy a report “An Overview of the Status of Marine Litter in UNEP’s assisted Regional Seas”;
- Preparing jointly with IEEP a document “Marine Litter and Market-based Instruments”;
- Publishing outreach and educational materials on marine debris; and
- Developing and maintaining a marine debris website, which serves as an information portal to provide news and updates on the debris issue,

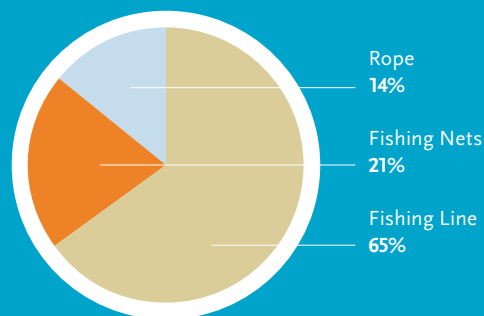
regional activities, and links to partners (www.unep.org/marinelitter).

In addition, UNEP encourages the development of global and regional beach cleanup campaigns as part of Ocean Conservancy’s International Coastal Cleanup.

2007 ICC ENTANGLED ANIMALS FOUND

Animal	Total Number
Amphibians	1
Birds	81
Fish	63
Invertebrates	49
Mammals	30
Reptiles	11
Total	235

PERCENTAGE OF TOTAL TOP 3 ENTANGLING DEBRIS ITEMS



GREECE

2007 ICC Sponsoring Partners

Ocean Conservancy is grateful for the generous support of our 2007 ICC sponsors. Their support makes the program possible, from planning and implementation of the cleanups to annual ICC coordinator training to outreach and promotion to reporting on our success in removing marine debris from the ocean. The statements below recognize those partners that donate \$10,000 or more to the ICC.

The Coca-Cola Company

For more than a decade, The Coca-Cola Company has been a proud partner of Ocean Conservancy's ICC. Working together, we help keep our coasts clean while learning more about the causes of marine debris. We value our engagement with the ICC as an important part of what Coca-Cola does to educate people about how we can all play a role in protecting the planet.

Bank of America

Bank of America has been a proud partner of Ocean Conservancy for seven years, because we believe that healthy communities create good business opportunities. The bank's employees have volunteered in ICC events around the country, helping to reduce human impacts on the environment.

Glad

The Glad Products Company – a subsidiary of the Clorox Company – is proud to supply ICC volunteers with its trash bags to remove marine debris from their local communities and raise awareness of personal responsibility in bringing an end to litter and debris in our environment.

National Oceanic and Atmospheric Administration (NOAA)

The NOAA Marine Debris Program values the ICC as more than an annual cleanup event. It is an excellent outreach and educational tool that instills a crucial behavior change in its various participants. This activity can lead to an overall behavior change in regards to reducing the amount of marine debris that enters the environment.

Oracle

Oracle is committed to protecting the environment and enriching community life. We seek out intersections between the needs of society and the goals of our company and make investments that benefit both. Oracle's support of Ocean Conservancy's ICC is an example of our commitment at work.

Brunswick Public Foundation

The Brunswick Public Foundation is proud to support Ocean Conservancy's ICC, which motivates individuals of all ages to come together and protect marine life and waterways. Our organization is pleased to support the ICC and to help keep the marine environment safe and clean.

Dow

Dow is proud to have sponsored the ICC effort for more than 20 years, supplying over 4 million trash bags to volunteers and engaging our employees in local cleanup activities. We are thrilled to partner with organizations like Ocean Conservancy that are dedicated to developing global solutions and public education to change the behaviors that cause marine debris.

Philip Morris USA

One of Philip Morris USA's mission objectives is to reduce the environmental impact of our business and promote the sustainability of the natural resources on which we depend. We are proud to partner with Ocean Conservancy on the ICC to raise awareness of the causes of marine debris and to help educate the public on the proper disposal of all debris.

Ocean Conservancy is grateful for the generous support of our sponsors.

8,321 scuba divers removed 161,513 pounds of debris during underwater cleanups.



National Marine Sanctuary Foundation

We are so pleased to be a partner of the ICC. This program is a tremendous effort toward making the public more aware of the marine debris issue, providing a practical and real solution through beach cleanups and motivating and engaging people to change their future behavior.

Endangered Species Chocolate

Endangered Species Chocolate partners with organizations that have an aggressive and clear mission to help species, habitat and humanity — a bill that the ICC truly fits. The Cleanup is an inspiration, engaging thousands of volunteers to make the planet a cleaner, safer place for all of its inhabitants.

Sea World Busch Gardens Conservation Fund

Unfortunately, we see the results of marine debris first hand at Sea World. Our Rescue and Rehabilitation Team is on call every day of the year to respond to animals in crisis, many negatively impacted by human trash that made its way to the ocean. Everyone can protect animals by picking up trash — it's that simple. We're proud and honored to support and participate in the ICC.

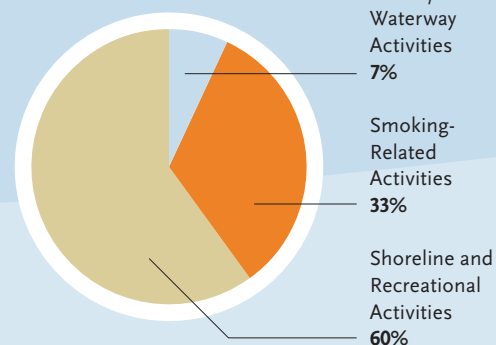
247,099 debris items related to derelict fishing gear were removed during the cleanup. This includes crab/lobster/fish traps, fishing line, fishing lures/light sticks, fishing nets and rope.



TOP 10 DEBRIS ITEMS FROM UNDERWATER CLEANUPS

Item	Number	Percent
Cigarettes/Cigarette Filters	14,058	28.0%
Beverage Cans	4,817	9.6%
Beverage Bottles (Glass)	3,339	6.6%
Beverage Bottles (Plastic) 2 liters or less	3,327	6.6%
Food Wrappers/Containers	3,303	6.6%
Bags	3,121	6.2%
Fishing Line	3,025	6.0%
Caps/Lids	2,894	5.8%
Cups/Plates/Forks/Knives/Spoons	2,731	5.4%
Straws/Stirrers	1,520	3.0%
Total Top 10 Debris Items	42,135	
Total All Debris Items From Underwater Cleanups	50,215	83.9%

Percentage of Total Top 10



Making a World of Difference, One Person at a Time


VOLUNTEER PROFILE Setting an Example for Future Generations

If only every 6th grader paid this much attention in class. Kaelin Lambert, a student at Trinity Lutheran School in Ludington, Michigan, has taken her school's message of protecting the environment to heart. In 2007, she organized her school's first adopt-a-beach project as part of the ICC.

"Environmental issues have always been important to me," she explains. "I was drawn to this project after witnessing firsthand a barge dumping garbage off the coast of Ludington. This experience made me determined to try to make a difference for the Great Lakes."

Using local newspapers and school announcements to spread her message, Kaelin convinced 16 of her fellow students, teachers, family and friends to join in the effort. Together, they cleaned up 100 pounds of trash from a half mile of Lake Michigan shoreline and drew important attention to marine debris issues. And the group plans to continue more cleanup efforts in the coming years.

That sense of enduring stewardship is important to Kaelin. "The Great Lakes were created by God and must be protected for future generations," she says. "I believe I made a difference for the future."



Kaelin
Lambert

COORDINATOR PROFILE An Expression of Civic Strength

Each year, volunteers in California pick up almost one million pounds of debris during the ICC. Coordinating their efforts is Eben Schwartz, Outreach Manager of the California Coastal Commission and California's ICC Coordinator.

The California Coastal Commission has been a part of the ICC since 1987; Eben began organizing the Commission's cleanup effort in 2000. At that time, 34 of the state's 58 counties participated in the ICC. In the last seven years, Eben has seen that number increase to 48. He hopes to have the remaining 10 counties on-board in the near future.

"We want the Cleanup to become the one volunteer activity each year that every Californian has a chance to participate in," he says.

To accomplish this goal, Eben and the California Coastal Commission are expanding outreach efforts beyond their traditional audience of students, teachers and their families and appealing to all Californians to participate. "Through the Cleanup, we are able to draw thousands of new people each year into our common mission of coastal stewardship."

For Eben, that sense of stewardship also extends to civic pride and responsibility. "The Cleanup is much more than a simple volunteer event. It is a way for citizens to express their power," he explains. "It's both a physical way for people to give back to the coast and a symbolic act that tells our elected officials how much we care about our environment."



Eben
Schwartz



76 Countries and 45 States
participated in 2007

ILLINOIS

PARTNER PROFILE Providing Opportunities for Debris Prevention


The federal National Oceanic and Atmospheric Administration Marine Debris Program (NOAA MDP), established in 2005, works to identify, reduce and prevent marine debris in our environment on a national and international level.

The program – which recently won one of NOAA’s highest awards for its outstanding efforts – addresses the issue through marine debris prevention, research and removal projects. As part of this effort, the NOAA MDP has established two competitive grant programs that provide federal funding to non-federal applicants nationwide and provide an opportunity for NOAA scientists to implement marine debris projects around the country.

To date, the MDP has funded more than 100 projects that address marine debris in our country’s waterways. Examples include research projects to assess the impacts of derelict crab pots on the Chesapeake Bay; prevention activities that increase the number of monofilament line recycling bins along our coastal beaches and piers; coordination with federal, state and local organizations to

provide ongoing support to hurricane recovery efforts in the Gulf of Mexico; development of a high quality body of information on general marine debris and its impacts; and partnership with Ocean Conservancy to support the ICC. Through these projects and other partnerships, the NOAA MDP aims to better understand the sources and impacts of marine debris in the ocean, provide education on ways to reduce debris in the environment and contribute to the further development of solutions to the problem.

“Marine debris is everyone’s problem,” states Dr. Holly Bamford, director of the NOAA MDP. “We all have an effect on the debris that enters our waterways, whether you live on the coast or in the middle of the country. Taking steps to dispose of your trash properly and recycling can go a long way toward ensuring healthy oceans for the future. Partnering with Ocean Conservancy on the International Coastal Cleanup is an ideal outreach and educational tool for instilling a positive behavior change in participants.”



NOAA
Divers

Image courtesy
of NOAA


CORPORATE PARTNER Being Good Mates

Brunswick, the leader in the marine industry, established the Brunswick Public Foundation in 1997 to support community development and organizations that enhance the country’s water resources for the public’s recreational use. Brunswick believes that water access should be available to everyone for the participation and enjoyment of water activities.

As a result, since 1997, Brunswick has provided almost \$1 million in support of Ocean Conservancy’s ICC and Good Mate programs, enabling us to grow volunteer participation and build alliances with organizations such as the U.S. Coast Guard Auxiliary, U.S. Power Squadrons, and the Association of Marina Industries. In addition, Brunswick’s support has enabled the transfer of Good

Mate educational materials from bulky binders to a more user-friendly CD format that Ocean Conservancy then distributes via our website and partner organizations.

“The Brunswick Corporation, through the Brunswick Public Foundation, is pleased to be an investor in Ocean Conservancy’s programs because they get people all over the world engaged in protecting and improving water recreation areas,” states David C. Knight, President of Brunswick Public Foundation. “We applaud their ability to motivate large numbers of people and members of the marine community through their many collaborative relationships with both national, international, public and private organizations. We look forward to the future growth and continued success of these programs.”



Brunswick
Public
Foundation

10 Things You Can Do To Stop Marine Debris

- 1** Join Ocean Conservancy's International Coastal Cleanup.
- 2** Clean up your trash. Throw all trash away in proper receptacles, even when you're not on the water. Pick up any debris you see while out.
- 3** Collect your monofilament fishing line. Don't leave fishing line behind and retrieve any other line you may find while fishing, but be careful not to tug on snagged lines, which could be caught on habitat below the surface.
- 4** Contain and properly clean spills when boating. Use oil-absorbent rags and materials to clean spills. Check Ocean Conservancy's *Good Mate* manual for helpful tips on reducing your negative impacts on the water.
- 5** Recycle used motor oil and oil filters. Local gas stations should have appropriate facilities for recycling these materials. NEVER pour oil, paint, antifreeze or other household chemicals into an open sewer or down a storm drain.
- 6** Consider organic alternatives to household detergents and cleaners. Use lemon juice, vinegar and baking soda for household cleaning. Avoid using fertilizers, pesticides, herbicides and harsh chemical cleaners that can wash into waterways.
- 7** Choose reusable items and use fewer disposable ones. Use fewer disposable bags when shopping or bring your own reusable ones.
- 8** Properly dispose of used batteries and electronics. Use your local recycling center. Don't dump them in landfills. Electronics leach harmful chemicals into the environment that take a long time to disperse.
- 9** Keep streets, sidewalks, parking lots and storm drains clear of trash and debris – they empty into our ocean.
- 10** Contact your elected representatives and let them know you care about marine debris – and that they should, too. Vote for candidates who support marine debris prevention and policies that protect our environment.



Clean up your trash.
Throw all trash away in proper receptacles,
even when you're not on the water.
Pick up any debris you see while out.

BERMUDA



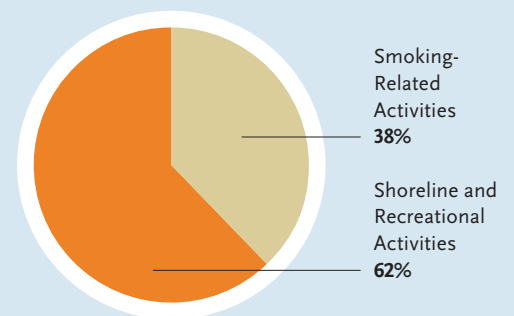
In the last 22 years, the International Coastal Cleanup has grown from a single individual's vision of clean beaches into a worldwide phenomenon. Through it all, Ocean Conservancy offers guidance and support to the thousands of volunteers and coordinators through training, promotional materials, cleanup supplies, and – perhaps most importantly – a global network of like-minded peers to help foster a sense of teamwork and camaraderie that crosses international boundaries. Just as there is no shore on earth that is free from trash, Ocean Conservancy envisions a future in which no place on earth is ignored in the fight against debris. The ICC is a fundamental aspect of this vision.

Ocean Conservancy envisions a future in which **no place on earth is ignored in the fight against debris.** The ICC is a fundamental aspect of this vision.

TOP 10 DEBRIS ITEMS FROM LAND CLEANUPS

Item	Number	Percent
Cigarettes/Cigarette Filters	1,957,493	27.2%
Food Wrappers/Containers	690,309	9.6%
Caps/Lids	653,194	9.1%
Bags	584,706	8.1%
Beverage Bottles (Plastic) 2 liters or less	491,320	6.8%
Cups/Plates/Forks/Knives/Spoons	373,563	5.2%
Beverage Bottles (Glass)	345,804	4.8%
Cigar Tips	325,284	4.5%
Straws/Stirrers	323,160	4.5%
Beverage Cans	303,475	4.2%
Total Top 10 Debris Items	6,048,308	
Total All Debris Items from Land Cleanups	7,187,986	84.1%

Percentage of Total Top 10





COORDINATORS & SPONSORS

Special thanks to our coordinators and sponsors for their generous support.

Their kind gifts keep our volunteers motivated and energized for the difficult work of coastal cleanup.

SECTIONS

21	ICC 2007 International Coordinators	26	ICC 2007 Country Sponsors
24	ICC 2007 U.S. State/Territory Coordinators	27	ICC 2007 U.S. State/Territory Sponsors

ICC 2007 International Coordinators

Antigua and Barbuda

David Spencer

National Solid Waste
Management Authority
P: 268-562-1348
E: nswma@candw.ag

Argentina

Daniel Roller

P: 34-968-30-07-15
E: rolleri@juno.com

Bahamas - Abaco

Anita Knowles

Friends of the Environment
P: 242-367-2721
E: anita@friendsoftheenvironment.org

Bahamas - Grand Bahama Island

Renamae Symonette/Erika Gates

Bahamas Ministry of Tourism
P: 242-352-8044
E: rsymonette@gbmot.com

Bahamas - Nassau

Tanya Moss

Dolphin Encounters
P: 242-394-2200
E: tanya@dolphinencounters.com

Bangladesh

S. M. Muntasir Mamun

Kewkradong
P: 880191-310-275
E: muntasir@gmail.com

Barbados

Michael Thompson

National Conservation Commission
P: 246-425-1200
E: ncc@caribsurf.com

Barbados

Osmond Harewood

Caribbean Youth Environmental Network
P: 246-423-3980
E: osmondh@sunbeach.net

Belize

Hilberto Riverol

The Scout Association of Belize
P: 501-227-2168
E: scouts@btl.net



Bermuda

Robyn Larkin

Dolphin Quest
P: 441-234-4464, x13
E: rlarkin@dolphinquest.org

Brazil

Leonardo Viana

Laboratorio de Mastozoologia
e Manejo de Fauna
P: 031-3499-2905
E: lviana@gmail.com

British Virgin Islands

Jasmine Bannis

Conservation & Fisheries Department
Ministry of Natural Resources & Labor
P: 284-494-3429
E: jbbannis@gov.vi

Canada - British Columbia

Carla Schuk

Vancouver Aquarium
Marine Science Centre
P: 604-659-3522
E: carla.schuk@vanaqua.org

Canada - New Brunswick

Gay Wittrien

The Green Network – ACAP Saint John
P: 506-652-2227
E: acapsj@rogers.com

Canada - Prince Edward Island

David Boyce

Southeast Environmental Association
P: 902-962-2705
E: heritage@isn.net

Cayman Islands

Najah Lewis

Cayman Islands Tourism Association
P: 345-949-8522
E: najah@cita.ky

Chile

Catherine Gonzalez/Miriam Fernandez

Estacion Costera de Investigaciones
Marinas (ECIM)
P: 56-35-431670
E: cgonzalez@bio.puc.cl

Colombia - San Andres

Enriqueta Hawkins

CORALINA
P: 57-8-512-8273, x105
E: hennyhapo@yahoo.com

Costa Rica

Giovanna Longhi

Asociacion Terra Nostra
P: 506-228-4317
E: glonghi@racsa.co.cr

Cyprus

Andreas Demetropoulos

Cyprus Wildlife Society
P: 357-22-350-316
E: andrecws@logos.cy.net

Dominica

Terry Raymond

Dominica Youth
Environment Organisation
P: 767-449-8012
E: tor70@cwdom.dm

REPUBLIC OF KOREA



Dominican Republic

Patricia Lamelas
CEBSE, Inc.
P: 809-538-2042
E: cebse@internet.codetel.net.do

Ecuador

Jaime Paredes
Programa de Manejo
de Recursos Costeros
P: 593-42-306645
E: jparedes@pmrc.gov.ec

Ecuador - Galapagos

Cap. Miguel Mosquera B./Sergio Bazan
Fundacion Ecologica Albatros
P: 593-5-520061
E: miguelglpgos@hotmail.com

Egypt

Maha Youssry/Emad Adly
Ghazala Hotels
P: 20-69-600150
E: gmoffice@ghazala.com

Greece

Constantinos Triantafillou
HELMPEA
P: 3-010-9341233
E: ctriantafillou@halmepa.gr

Grenada

Dr. Clare Morrall
St. George's University
P: 473-444-4175, x2360
E: cmorrall@sgu.edu

Guatemala

Milthon Cardenas/Marlon Lopez
Eco Pro Diver
P: 502-2478-2285
E: ecoprodiver@pro-diver.com

Guyana

Trevor Benn
GuyberNet
P: 592-223-8251
E: trevorbenn@yahoo.com

Haiti

Jean W. Wiener
P: 305-365-3662
E: jwwiener@aol.com

Hong Kong

Thierry T.C. Chan
Civic Exchange
P: 852-28930213
E: thierrychan@civic-exchange.org

India

Captain Rajan Vir
Indian Maritime Foundation
P: 91-20-26120785
E: indmarfdn@eth.net

Indonesia

Hani Taufik
Yayasan JARI
P: 62-370-636040
E: boeni@mataram.wasantara.net.id

Israel

Ronen Alkalay
Marine and Coastal Division
Ministry of the Environment
P: 972-56233057
E: ronene@sviva.gov.il

Jamaica

Angella O'Meally
National Environmental
Societies Trust (NEST)
P: 876-969-6502
E: contact@nestjamaica.com

Japan - JEAN

**Yoshiko Ohkura (Int'l Relations)/
Azusa Kojima - Director**
Japan Environmental
Action Network (JEAN)
P: 81-42-322-0712
E: y_ohkura@jean.jp

Japan - Okinawa (Ryukyu Islands)

Edo Heinrich-Sanchez/Kenny Ehman
Okinawa O.C.E.A.N.
P: 81-98-965-5371
E: edo@okinawaocean.org

Kenya

Fred Sewe
Nairobi Keen Kleeners Ltd
P: 254-20-828311/12
E: fsewe@keen-kleeners.com

Malaysia

Jesse Siew/Maizura Mazlan
The Body Shop West Malaysia
P: 603-563-24313
E: jesse.siew@thebodyshop.com.my

Malta

Vince Attard
Nature Trust (Malta)
P: 356-21-248558
E: info@naturetrustmalta.org

Mexico - Baja

Hector Perez-Cortes
Center for Coastal Studies
P: 52-613-13-60-350
E: hperez@fieldstudies.org

Mexico - Colima

Lidia Silva Iniguez
Universidad de Colima
P: 314-331-1205, x53225
E: silvainiguez@hotmail.com

Mexico - Sonora

Kenia Castaneda Nevarez
Intercultural Center for the Study
of Deserts and Oceans (CEDO, A.C.)
P: 52-638-2-34909
E: kenia25@yahoo.com

Mexico - Tamaulipas

Alejandra Lopez de Roman
Club Regatas Corona, A.C.
P: 52-833-213-1054
E: covadonga8@yahoo.com

Netherlands Antilles - Bonaire

Imre Esser/Corine Gerharts
Sea Turtle Conservation Bonaire (STCB)
P: 599-717-5074
E: imreaida@infobonaire.com

Netherlands Antilles - Saba

David Kooistra
Saba Conservation Foundation
P: 011-599-416-3295
E: snmp@unspoiledqueen.com

Netherlands Antilles - St. Maarten

Jadira Veen
Sint Maarten Pride Foundation
P: 599-523-1188
E: bernveen@yahoo.com

Nigeria

Prince Ene Baba-owoh
Clean-Up Nigeria
P: 234-1-4816069
E: cleanup_nig@yahoo.com

Norway

Alec Riedel
International School of Stavanger
P: 47-51-55-91-00
E: ARiedel@isstavanger.no

Panama

Jenny Echeverria/Angel Cardenas
(ANCON) Asociacion Nacional para la Conservacion de la Naturaleza
P: 507-314-0060
E: jecheverria@ancon.org

Peru

**Erika V. Pariamachi Medina/
Arturo E. Alfaro Medina**
VIDA
Instituto para la Proteccion del Medio Ambiente
P: 51-429-4768
E: carpinterika@yahoo.com

Philippines

Geronimo P. Reyes/Samuel Umandap
International Marinelife Alliance-Philippines
P: 632-927-3217
E: reyesgerry@yahoo.com

Project AWARE (Japan)

Shuichi Kobayashi
Project AWARE (Japan)
P: 81-3-5721-1731
E: planning@padi.co.jp

Project AWARE Foundation (Americas)

Lauren Wiskerson/Jenny Miller Garmendia
Project AWARE Foundation (Americas)
P: 949-858-7657
E: lauren.wiskerson@projectaware.org

Project AWARE Foundation (Asia Pacific)

Joanne Marston
Project AWARE Foundation (Asia Pacific)
P: 612-9451-2300, x248
E: joannem@projectaware.org.au

Project AWARE Foundation (Europe)

Luigi Trevisi
Project AWARE Foundation (Europe)
P: 41-0-52-243-32-32
E: lt@padi.ch

Project AWARE Foundation (International)

Cher Platt/Suzanne Pleydell
Project AWARE Foundation (International)
P: 044-117-300-7313
E: cher.platt@projectaware.org.uk

PADI Nordic - Norway

Jan Moller Busch
PADI Norway AS
P: 47-22-80-55-20

Republic of Korea

Sun Wook Hong
Korea Marine Rescue Center
P: 82-55-638-2646
E: oceanoook@kornet.net

Singapore

N Sivasothi/Angeline Tay
Raffles Museum of Biodiversity Research, NUS
P: 65-6874-8869
E: sivasothi@nus.edu.sg

South Africa - Cape Town

John Kieser
Coastal Cleanup – South Africa
P: 27-21-789-1037
E: petrel@webmail.co.za

South Africa - KwaZulu-Natal

Wayne Munger
KwaZulu-Natal Wildlife
P: 27-31-274-1150
E: mungerw@kznwildlife.com

St Kitts and Nevis - Nevis

Miriam Knorr
Nevis Historical & Conservation Society
P: 869-469-9423
E: morningmist@sisterisles.kn

St Kitts and Nevis - St Kitts

Randolph Edmead/Andy Blanchette
Department of Physical Planning and Environment
P: 869-465-2277
E: doeskn@caribsurf.com

St Lucia

Marcia Dolor
Caribbean Youth Environment Network
P: 758-454-6283
E: marcydee@hotmail.com

St Vincent and the Grenadines

Andrew Simmons
JEMS Environmental Management Services
P: 784-532-3009
E: ablancee@hotmail.com

Taiwan

Ted Chang
Kuroshio Ocean Education Foundation
P: 886-3-8334-133
E: kuroshio@seed.net.tw

Thailand

Vorasuntharosot Vorapong
Pacific Plastics/Dow Chemicals
P: 662-381-1038
E: vvorapong@dow.com

Trinidad and Tobago

Zakiya Uzoma-Wadada
Caribbean Network for Integrated Rural Development
P: 868-645-6458
E: cnird@carib-link.net

Turkey

Filiz Uykusuz
Turkish Marine Environment Protection Association (TURMEPA)
P: 90-216-310-9301
E: filizu@koc.com.tr

Turks and Caicos Islands

Michelle Gardiner
Cleanup TCI
P: 649-241-8093
E: mfgardiner@tciway.tc

United Arab Emirates

Ahmed Bin Byat/Ibrahim Al-Zubi
Emirates Diving Association
P: 971-4-3939390
E: edadiver@emirates.net.ae

United Kingdom

Emma Snowden
Marine Conservation Society
P: 01989-561590
E: emma.snowden@mcsuk.org

Venezuela

Ernesto Estevez/Janethe Gonzalez
FUDENA
P: 58-212-238-1761
E: eestevez@fudena.org.ve

Vietnam

Thu Hue Nguyen
International Marine Alliance
P: 84-4-5729949
E: nthue@marine.org

ICC 2007 U.S. State/Territory Coordinators

Alabama

Amy King
ADCNR State Lands
Division Coastal Section
P: 251-621-1216
E: amy.king@dcnr.alabama.gov

Alaska

Cachet Garret
Turning the Tides
P: 907-364-4092
E: jsctg@mail.uas.alaska.edu

American Samoa

Pelema Kolise
American Samoa Environmental
Protection Agency
P: 684-633-2304
E: pelasgepa@yahoo.com

Arizona

Linda Stiles
Arizona Clean & Beautiful
P: 602-262-2532
E: llstiles@qwest.net

California

Eben Schwartz/Chris (Christiane) Parry
California Coastal Commission
P: 415-904-5210
E: eschwartz@coastal.ca.gov
E: coast4u@coastal.ca.gov

Connecticut

Emily Schaller
Save the Sound, Inc.
P: 203-354-0036
E: eschaller@savethesound.org

Delaware

Joanna Wilson
DE Department of Natural
Resources & Environmental Control
P: 302-739-9906
E: joanna.wilson@state.de.us

District of Columbia

Melanie Star Wilson
Video Action
P: 202-338-1094
E: icc_districtofcolumbia@yahoo.com

Florida

Kathryn Novak
Ocean Conservancy
P: 727-895-2188
E: knovak@oceanconservancy.org

Georgia

Anne Prusak
Department of Natural Resources
P: 404-362-6536
E: anne_prusak@dnr.state.ga.us

Guam

Tom Quinata
Guam Coastal
Management Program
P: 671-472-4201
E: tiquinata@mail.gov.gu

Hawaii

Christine Woolaway
Friends of Honolulu Parks & Recreation
P: 808-753-3311
E: chris@woolaway.com

Illinois

Stephanie Smith/Frances Canonizado
Alliance for the Great Lakes
P: 312-939-0838, x228
E: fcanonizado@greatlakes.org

Indiana

Stephanie Smith/Frances Canonizado
Alliance for the Great Lakes
P: 312-939-0838, x228
E: fcanonizado@greatlakes.org

Maine

Theresa Torrent-Ellis
Maine Coastal Program
P: 207-287-2351
E: theresa.torrent-ellis@maine.gov

Maryland

Nadine Miller
Assateague Coastal Trust
P: 410-629-1538
E: escnady@dmv.com

Maryland

Geri Schlenoff
P: 410-828-7007
E: geri1154@gmail.com

Massachusetts

Kristin Mallek
Urban Harbors Institute
P: 617-287-5570
E: coastsweep@umb.edu

Michigan

Jamie Cross
Alliance for the Great Lakes
P: 616-850-0745, x12
E: jcross@greatlakes.org

Minnesota

Sarah Erickson
Great Lakes Aquarium
P: 218-740-2007
E: serickson@glaquarium.org

Mississippi

Lauren Thompson
MS Department of Marine Resources
P: 228-523-4053
E: lauren.thompson@dmr.ms.gov

Montana

Karen McKinnon
Helena Scuba
P: 406-442-4334
E: divewithglen@msn.com

Nebraska

Jane Polson
Keep Nebraska Beautiful
P: 402-486-4562
E: jpolson@knb.org

New Hampshire

Jen Kennedy
Blue Ocean Society for
Marine Conservation
P: 603-431-0260
E: jen@blueoceansociety.org

New Jersey - ALO

Maureen Salvestrini
Alliance for a Living Ocean
P: 609-492-0222
E: livingoceanalo@comcast.net

New Jersey - COA

Anna Will
Clean Ocean Action
P: 732-872-0111
E: education@cleanoceanaction.org

New Jersey - NJDEP

Eileen Thornton
NJ Department of
Environmental Protection
P: 609-633-0634
E: eileen.thornton@dep.state.nj.us

New York

Barbara Cohen/Don Reipe
American Littoral Society
P: 718-471-2166
E: alsbeach@aol.com

North Carolina

Judy Bolin
North Carolina Big Sweep
Statewide Headquarters
P: 919-366-3888
E: ncbigsweep@bellsouth.net

North Dakota

Randy Kraft
SCUBA One
P: 701-667-1312
E: scubaone@scubaone.com

Ohio

Jill Woodyard/Linda Zmudzinski
Ohio Lake Erie Commission
P: 419-245-2514
E: jill_woodyard@ameritech.net
E: lindazmud@ameritech.net

Oklahoma

Tom Rhodes
Grand Divers Supply
P: 918-256-4490
E: granddivers@yahoo.com

Oregon

Pamela Sery
SOLV
P: 503-844-9571 x302
E: pamela@solv.org

Pennsylvania

Leni Herr
Verizon TelecomPioneers
P: 610-488-6629
E: leniherr@aol.com

Project AWARE Foundation (Americas)

Lauren Wiskerson/Jenny Miller Garmendia
Project AWARE Foundation (Americas)
P: 949-858-7657
E: lauren.wiskerson@projectaware.org

Puerto Rico

Alberto Marti
Scuba Dogs
P: 787-783-6377
E: islalimpia@scubadogs.net

Rhode Island

Eugenia Marks/July Lewis
Audubon Society of Rhode Island
P: 401-949-5454
E: emarks@asri.org

South Carolina - Coastal

Susan Ferris Hill
SC Sea Grant Consortium
P: 843-727-2078
E: susan.ferris.hill@scseagrant.org



South Carolina - Inland

David Lansbury
Land, Water and Conservation Division
P: 843-953-9335
E: lansburyd@dnr.sc.gov

South Dakota

Dennis Lively
High Plains Diving & Mick's Scuba Center
P: 605-484-2215
E: dlively@rapidnet.com

Texas

Renee' Tuggle
Texas General Land Office
P: 512-463-5057
E: renee.tuggle@glo.state.tx.us

Texas - Inland

Laura Turner
Keep Texas Beautiful
P: 512-478-8813
E: laura@ktb.org

U.S. Virgin Islands - St. Croix

Marcia Taylor
University of the Virgin Islands
P: 340-692-4046
E: mtaylor@uvi.edu

U.S. Virgin Islands - St. Thomas

Kemit-Amon Lewis
University of the Virgin Islands
P: 340-693-1392
E: klewis2@uvi.edu

U.S. Virgin Islands - St. John

Kristen Maize
Friends of Virgin Islands National Park
P: 340-779-4940
E: kmaize@friendsvinp.org

Utah

Cavett Eaton
The Living Planet Aquarium
P: 801-355-3474
E: cavett.e@thelivingplanet.com

Vermont

James Ferro
P: 802-785-4508
E: jferro@vermontlaw.edu

Virginia

Katie Register
Clean Virginia Waterways
P: 434-395-2602
E: cleanva@longwood.edu

Washington

Joan Hauser-Crowe
P: 360-866-9253
E: wa.coastcleanup@comcast.net

Wisconsin

Kae DonLevy
P: 414-588-0617
E: kdonlevy@aol.com



ICC 2007 Country Sponsors

Argentina

YPF
Procter & Gamble
Siderar
Ing. Daniel Valdovinos
Asociación Ecológica Océano
María Lilia Merzdorf
Lic. Silvia Siano
Instituto Siglo XXI De Mar De Ajó
Escuela De Pesca De Puerto Madryn

Bahamas-Abaco

Abaco Groceries
Bakers Bay Ocean Club
M&R Foodstore
Texas Central Pines-Mr. Lelon Simms

Bahamas-Nassau

Bahamas Department
of Environmental Health
Bahamas Waste Ltd.
Caribbean Bottling
Company (Coca-Cola)
Dolphin Encounters Ltd.
Milano Bistro
Subway Ltd.
Super Value Food Stores Ltd.
T & K Trash Removal
The Bahamas National Trust
The Nature Conservancy

Belize

Augusto Quan Ltd.
Belize Waste Control Ltd.
Bowen & Bowen Ltd.
Caribbean Tobacco Company Ltd.
Coastal Zone Management
Authority & Institute
G A Roe & Sons
Hofius Company Ltd.
James Brodie & Co. Ltd
National Fishermen
Producers Cooperative
TIDE

Bermuda

Dolphin Quest Bermuda
Keep Bermuda Beautiful

Brazil

Associação Socioambientalista
"Somos Ubatuba"
Coca-Cola
Grupo de Estudos de Mamíferos
Aquáticos de Rio Grande do Sul
Grupo de Estudos de Mamíferos
Marinhos da Região dos Lagos
Johnson & Johnson Group
of Consumer Companies
Prefeitura Municipal de Belo Horizonte
Prefeitura Municipal de Niterói
Prefeitura Municipal de Quissama
Tetra Pak Ltda.

Canada

CanadaBiosphere
Dow Chemical
Environment and Plastics
Industry Council
TD Bank Financial Group
WWF - Canada

Dominica

Dominica Coconut Products
Dominica Water and Sewage Company
DOMLEC
First Caribbean Bank
Harris Pain Dominica Ltd.
HHV Whitchurch and Co Ltd.
Island Car Rental
O.D. Brisbane and Sons
Springfield Trading
Youth Development Division

Guam

Ambros Inc.
Foremost Crystal Clear/
Coca Cola Beverage Co.
Guahan Waste Control
Lagu Sanitation
Micronesian Divers Association, Inc.
Pacific Daily News
Pacific Waste System
Sunny Wholesale
Trash Co./Morricco Equipment
UnderWater World

Guyana/Demera

Banks DIH
Church's Chicken
Demerara Tobacco Company
Guyana Tourism Authority
Medi-Care Pharmacy
Mr. John Chin
Ms. Jennifer Prince
Nigel's Supermarket
Solid Waste Management

Malaysia - Penang

The Body Shop
Coca-Cola Malaysia
Environmental Resource
Management Sdn Bhd

Mexico - Armeria, Colima

Centro Ecológico De Cuyutlan
"El Tortugario"
Universidad De Colima
Ayuntamiento Municipal De Armería

Mexico - Manzanillo, Colima

Api De Manzanillo
Comité De Playas Limpias De Manzanillo
Hotel Tesoro
Mariscos La Huerta
Secretaria De Turismo Del Estado
Universidad De Colima

Mexico - Tamaulipas

Coca Cola Co. Mexico
Patronato Playa Miramar
Club De Regatas Corona, A.C.
Transporte Unidos Tampiqueños
Grupo Tampico, Embotelladora
De Tampico
Ayuntamiento De Tampico, Tam.
Ayuntamiento De Cd. Madero, Tam
Grupo Garel
Universidad Del Golfo
Rayto

Netherlands Antilles- St. Maarten

Caribbean Liquors and
Tobacco-VOLVIC water
Clean St. Maarten NV
Commissioner Maria Buncamper/
Sky's the limit foundation
Sint Maarten Hospitality and
Trade Association
Sint Maarten LIONS Club

Nevis

Bargain House
Best Buy
Cable and Wireless
Carib Brewery SKN. Ltd.
Four Seasons Resort Nevis
Mansa's Last Shop
Ram's Supermarket
St. Kitts and Nevis Trading
and Development Company
Sunshine Shoppers
Super Foods

Philippines

Batangas Dental Society
Batangas Medical Society
City Mall Corporation
Dunkin Donuts-Batangas City
First Gas Power Corporation
First Generation Corporation
OSG Ship Management,
(UK) Ltd. - Manila Office
Quezon City Government
Rotary Club of Batangas
Rotary Club of Tanauan

Republic of Korea

Korea Maritime Institute
Ministry of Marine Affairs
and Fisheries

St. Kitts

St. Kitts Bottling Company Limited
Coca Cola Company
St. Kitts Foundation

St. Lucia

Caribbean Environmental Health Institute
Caribbean Youth Environment Network
Coconut Bay Resort and Spa
Jalousie Hotel
National Conservation Authority
Ramco Plastics
St. Lucia National Glove

St. Vincent & the Grenadines

Bonadies Supermarket
Central Water and Sewerage
Authority (CWSA)
CK Greaves and Company Ltd.
Digicel
First St. Vincent Bank
National Commercial Bank Ltd.
Randy's Supermarket
SMJ Beverages (St. Vincent Ltd.)
St. Vincent Brewery Ltd.
St. Vincent Packaging Ltd.

Thailand - Prachuap Khiri Khan Province (Hua Hin Beach) & Trang Province (Haad Pang Meng Beach)

Thailand - Prachuap Khiri Khan
Province (Hua Hin Beach) & Trang
Province (Haad Pang Meng Beach)
Coca-Cola (Thailand) and Thai
Pure Drinks (Hua Hin Beach)
Coca-Cola (Thailand) and Haad
Thip Public Co., Ltd. (Haad
Pang Meng Beach)

Thailand - Rayong Province (Pla Beach)

Alliance Refining Company Limited (ARC)
Bangkok Industrial Gas
Company Limited (BIG)
Bangkok Synthetics
Company Limited (BST)
Glow Group (Glow)
HMC Plymers Company Limited (BST)
Industrial Estate Authority
of Thailand (IEAT)
Lanxess (Thailand) Co., Ltd.
Peroxythai Company Limited (POT)
PTT Public Company Limited (PTT)
Siam Cement Group Chemicals (SCG)
Siam Tinsplate Company Limited (STP)
The Siam Cement and Dow Chemical
Group of Joint Venture Companies
(SCG-Dow Group)
Tourism Authority of Thailand (TAT)

Thailand - Surat Thani Province (Mae Haad Beach)

Crystal Dive Resort

ICC 2007 U.S. State/Territory Sponsors

Alabama

ADCNR State Lands
Division, Coastal Section
Alabama Gulf Coast CVB
Alabama People Against
a Littered State (PALS)
Baldwin County Commission
Baldwin EMC
Bay Title Insurance
Bebo's Car Wash
ExxonMobil
The Original Oyster House
Vulcan Materials

California

Alice Radio
BD
California State Parks Foundation
Gaiam
KPMG
Oracle
Peet's Coffee & Tea
Roplast Industries
See's Candies
Whole Foods Market

California - Project AWARE Foundation

City of Dana Point (Water
Quality Department)
Jack's Restaurant, Dana Point
Jack's Surfboards, Dana Point
McBeth Foundation
McDonalds, Dana Point
Ritz-Carlton Laguna Niguel
Starbucks, Laguna Niguel

Connecticut

Patagonia Westport
Bonnell Cove Foundation
Kayak for a Cause

Delaware

Accomack County
Assateague Coastal Trust
Assateague Island National Seashore _NPS
Chincoteague Chamber of Commerce
Chincoteague National Wildlife
Refuge - U.S. Fish & Wildlife Service
Chincoteague Volunteer Fire Company
City of Salisbury, Maryland
Clean Ocean Action Beach Sweeps
Clean Virginia Waterways
Columbia Ski Club - Columbia, Maryland
Delaware Adopt-A-Beach Program
Delaware Department of Natural
Resources & Environmental Control
Dune Patrol - Ocean City, Maryland
Eastern Shore Virginia National
Wildlife Refuge
Friends of the Nanticoke River
Kiptopeke State Park
Longwood University
Nanticoke Watershed Alliance
NASA-Wallops Flight Facility
Nassawango Creek Stewardship
Committee-TNC
Philip Morris USA
Playtex Family Products
Pocomoke River Canoe Company
Salisbury University Bioenvirons Club
Salisbury Zoological Park
Sierra Club
Soroptimist International
of Talbot County, Maryland
Sudlersville Middle School Ecology Corps
The Nature Conservancy of New Jersey -
Delaware Bayshores Program
Ocean Conservancy
Town of Chintoteague, Virginia
Town of Ocean City, Maryland
Virginia Coastal Program, Department
of Environmental Quality
Virginia Department of Conservation
and Recreation
Virginia Department of Game
and Inland Fisheries
Virginia Easter Shorekeeper

District of Columbia

Costco
Staples
Starbucks

Florida

Walt Disney World
Publix Super Markets Charities

Hawaii

A & B Foundation
Aloha 'Aina
Community Work Day Program
County of Hawaii Parks & Recreation
Friends of Honolulu Parks and Recreation
Hawaii Coastal Zone
Management Program

Hawaiian Image Video Productions
Matt Bickel IT Manager, Architects
Hawaii LTD
National Fish & Wildlife Foundation
Save Our Seas
The Clean Islands Council

Illinois

Brunswick Public Foundation
Chicago Department
of Environment-Chicago
Conservation Corps
Home Depot
Illinois Environmental
Protection Agency
ITW Hi-Cone
Northwestern Cutlery
Peggy Notebaert Nature Museum
Starbucks
Trader Joe's
Whole Foods

Indiana

Argo Tea
City of Chicago DOE/Chicago
Conservation Corps
Home Depot
Indiana Lake Michigan Coastal Program
Jamba Juice
NiSource
Peggy Notebaert Nature Museum
Trader Joe's

Maryland

B & T Hardward
Coca-Cola Enterprises,
Hanover, MD (water)

Massachusetts

REI
Cape Cod Potato Chips
Dunkin Donuts
Garden Club of Hingham
Legal Seafoods
Massachusetts Marine
Trades Association
New England Aquarium
Quest Diagnostics
Tronex

Michigan

Frederick S. Upton Foundation
Michigan Department of Environmental
Quality Coastal Management
NOAA

Mississippi

Mississippi Marine Debris Task Force

Major Sponsors (\$5,000+)
Bonefish Grill
Chevron Pascagoula Refinery
Mississippi Department of Marine
Resources

Sponsors

Allied Waste Services
Ashman & Son Construction
Domain Furnishing & Décor
Eco-Tours of South Mississippi
Grand Bay National Estuarine
Research Reserve
Gulf Islands National Seashore
Hancock County Chamber of Commerce
Hard Rock Café
Harrison County Beautification
Harrison County Sand
Beach Department
Jackson County Solid Waste
Keesler Air Force Base
Mississippi Air National
Guard CRTC-Gulfport
Mississippi-Alabama Sea
Grant Consortium
Mississippi Department
of Environmental Quality
Mississippi Gulf Coast
Community College
Mississippi State University Coastal
Research & Extension Center
Naval Construction Battalion Center
Office of Congressman Gene Taylor
Office of the Mississippi Secretary of State
Rotary International District 6840
Sea Coast Echo
Waste Management

Co-Sponsors (in-kind donations)

Allen Beverages, Inc.
The Bay Press
Beverage Association of Mississippi
Cellular South
City of Biloxi
City of Pascagoula
Coast Coca-Cola Bottling Co., Inc.
Coca-Cola Bottling Co., Consolidated
Delta Sanitation of Mississippi, LLC
Desporte's Biloxi Paper Company
The Dive Shop
Hancock County Board of Supervisors
Jackson County Chamber of Commerce
K99FM, Magic 93.7, 92.5 Hallelujah,
and News Radio 104.9
Keep Mississippi Beautiful
Kmart
Knight-Abbey Commercial
Printing & Direct Mail
Lamar Advertising of South Mississippi
Macland Disposal Inc.
Mississippi Department of Transportation
Mississippi Media
Ocean Springs Chamber of Commerce
Outback Steakhouse
The Shed Barbeque, Ship Island Excursions,
The Sun Herald, WLOX-TV 13

New Hampshire

Michael Yoon, graphic designer
 New Hampshire Coastal Program
 NOAA Marine Debris Program
 Poland Springs
 Portsmouth Regional Hospital
 Sally Baybutt
 Sam's Club (Seabrook)
 Wal-Mart (Newington & Seabrook, NH)
 Waste Management
 Wentworth Douglass Hospital

New Jersey

Adventure Aquarium
 Atlantic City Electric
 LaraBar
 Panasonic
 Panera Bread
 ShopRite
 Shore Environmental
 Surfrider Foundation
 United Teletech Financial
 Verizon

New York State

American Eagle Outfitters Foundation
 Anderson-Rogers Foundation
 Florida Power & Light
 Frank J. Antun Foundation
 Josh & Judy Weston
 KeySpan Foundation
 Max & Victoria Dreyfus Foundation
 National Fish & Wildlife Foundation/
 Long Island Sound Futures Fund
 New York City Environmental
 Fund/Hudson River Foundation
 Philip Morris USA

Ohio


East Harbor & Maumee Bay State Parks
 Friends of Magee Marsh
 Maumee RAP/TMACOG
 Mentor Lagoons Nature Preserve
 Ohio Department of Natural Resources
 Ohio Lake Erie Commission
 Old Woman Creek
 Patrix Scuba
 Put-in-Bay Chamber of Commerce
 Village of Put-in-Bay

Pennsylvania

PACleanways
 Verizon TelecomPioneers

PUERTO RICO

Autoridad De Desperdicios Solidos
 Banco Santander
 Compania De Turismo De PR
 Compania De Parques Nacionales
 Dept. Recursos Naturales
 & Ambientales
 El Nuevo Dia
 Euro RSCG
 Medalla Light
 Televiscentro
 Waste Management

**Rhode Island**

ABC6
 BJ's Wholesale Club
 Dunkin Donuts
 Earth Day Rhode Island
 Fidelity Investments
 National Grid
 Rhode Island Mobile Sportfishermen
 Rhode Island Resource
 Recovery Corporation
 Rhode Island Turnpike and Bridge
 Authority
 Washington Trust

Texas

ExxonMobil
 Halliburton
 Lyondell Chemical Company
 Rowan Companies, Inc.
 Shell Oil Company

U.S. Virgin Islands - St. Croix

University of the Virgin Islands,
 VI Marine Advisory Service
 VI Waste Management Authority

U.S. Virgin Islands - St. Thomas

Department of Planning and Natural
 Resources-Coastal Zone
 Management (CZM)
 U.S. Environmental Protection
 Agency-VI Office
 Vine-Virgin Islands Network of Environ-
 mental Educators

Utah

Cleanup-Utah.org
 Dive Utah
 Great Salt Lake Keeper
 Kennecott Utah Copper
 PADI Project Aware
 Recreation Outlet
 Summit Dive Masters
 The Living Planet Aquarium
 Utah Department of Natural
 Resources Division of Forestry,
 Fire, and State Lands
 Webscuba.net

Virginia

Delmarva Power
 Longwood University
 Philip Morris USA
 Virginia Coastal Program, Department
 of Environmental Quality
 Virginia Department of Conservation
 and Recreation
 Virginia Eastern Shorekeeper

Wisconsin

Wisconsin Coastal Management Program



2007 ICC FACTS AND FIGURES

The Cleanup saw an increase in international representation in 2007, with 76 countries holding a cleanup event compared to the 66 who participated in 2006.

SECTIONS

31	ICC Participation Map	34	International Raw Data Summary
32	International Participation	39	United States Raw Data Summary
33	United States Participation	43	Raw Data Summary Totals



REPUBLIC OF KOREA

ECUADOR

SOUTH AFRICA

PARTICIPATING COUNTRIES

- | | | | | | | | | | |
|------------|----------------|--------------------|-----------|-----------|----------------------|-------------------|-------------------------|-----------------------------|---|
| Argentina | Bermuda | Cyprus | Finland | India | Malaysia | Norway | Saudi Arabia | Taiwan | United States |
| Aruba | Brazil | Czech Republic | Greece | Indonesia | Malta | Palau | Singapore | Tanzania | Uruguay |
| Australia | Canada | Denmark | Grenada | Israel | Marshall Islands | Panama | Slovakia | Thailand | Venezuela |
| Bahamas | Cayman Islands | Dominica | Guatemala | Jamaica | Mexico | Peru | South Africa | The Palestinian Territories | Vietnam |
| Bahrain | China | Dominican Republic | Guyana | Japan | Mozambique | Philippines | Sri Lanka | Trinidad and Tobago | |
| Bangladesh | Colombia | Ecuador | Honduras | Kenya | Netherlands Antilles | Poland | St Vincent & Grenadines | Turkey | |
| Barbados | Costa Rica | Egypt | Hong Kong | Latvia | Nevis | Republic of Korea | St. Kitts | United Arab Emirates | Indicates new country participation for 2007. |
| Belize | Cuba | Estonia | Hungary | Libya | New Zealand | Russia | St. Lucia | United Kingdom | |



COUNTRY	LAND			UNDERWATER			TOTAL		
	People	Pounds	Miles	People	Pounds	Miles	People	Pounds	Miles
Argentina	833	10,386.6	10.3				833	10,386.6	10.3
Aruba	50	500	3	120	700	7	170	1,200	10
Australia	190	4,228	1,358.3	260	1,274.5	100	450	5,502.5	1,458.3
Bahamas	1,029	11,846	30.6	8	23	0.2	1,037	11,869	30.8
Bahrain	37	300	1				37	300	1
Bangladesh	375	1,164.3	60.9				375	1,164.3	60.9
Barbados	74	3,979.5	2				74	3,979.5	2
Belize	2,215	15,045	72.6	3	20	0.5	2,218	15,065	73.1
Bermuda	127	1,482	3	15	250	0.5	142	1,732	3.5
Brazil	18,458	85,758	240.6	198	4,984.1	13.3	18,656	90,742.1	253.9
Canada	28,708	220,380.1	3,142.7	429	13,475.5	20.7	29,137	233,855.6	3,163.4
Cayman Islands	10	50	1	25	63	1	35	113	2
China	232	951.1	14.5				232	951.1	14.5
Colombia	153	856	2.5	66	323	2	219	1,179	4.5
Costa Rica	253	1,315	3.7				253	1,315	3.7
Cuba	22	300	1	15	760	0.5	37	1,060	1.5
Cyprus	91	203.1	94.2	80	904	44.2	171	1,107.1	138.4
Czech Republic	21	99.2	0.1				21	99.2	0.1
Denmark	32	330.8	1.2	28	330.8	1.2	60	661.6	2.4
Dominica	577	36,900	5				577	36,900	5
Dominican Republic	194	3,200	4.7	59	2,500	1.7	253	5,700	6.4
Ecuador	185	1,495	28.5	45	520	2.3	230	2,015	30.8
Egypt	87	860	6.5	181	1,120	7.4	268	1,980	13.9
Estonia	48	2,625	1	26	1,292	1.5	74	3,917	2.5
Finland	41	155.1	100.1	73	2,030.8	23	114	2,185.9	123.1
Greece	2,214	19,583.6	31.2	116	1,946	8	2,330	21,529.6	39.2
Grenada	8	800	2	10	12		18	812	2
Guatemala	4,500	7,000	11	44	1,000	2	4,544	8,000	13
Guyana	305	7,015	4	40	1,860	2	345	8,875	6
Honduras	56	2,100	2.5	5	25	2	61	2,125	4.5
Hong Kong	396	1,090	0.4	58	385	35	454	1,475	35.4
Hungary	12	300	1	18	100	0.6	30	400	1.6
India	6,873	128,214.1	64.8				6,873	128,214.1	64.8
Indonesia	179	1,751.4	9	117	1,215	14	296	2,966.4	23
Israel	1,295	28,575	13.5	50	540		1,345	29,115	13.5
Jamaica	534	4,088.6	15.5	12	150	0.5	546	4,238.6	16
Japan	15,930	74,922.5	28.8	520	7,082.6	1.3	16,450	82,005.1	30.1
Kenya	1,366	10,780	119	10	33	2	1,376	10,813	121

COUNTRY	LAND			UNDERWATER			TOTAL		
	People	Pounds	Miles	People	Pounds	Miles	People	Pounds	Miles
Latvia	33	1,984.5	621.4	12	441	5	45	2,425.5	626.4
Libya	9	17.6	0.5	17	30.9	0.4	26	48.5	0.9
Malaysia	710	3,691.6	1,057.1	289	3,088.2	10.3	999	6,779.8	1,067.4
Malta				47	621	4.6	47	621	4.6
Marshall Islands	3	40	1				3	40	1
Mexico	7,842	168,901.5	1,121.8	168	12,654	28	8,010	181,555.5	1,149.8
Mozambique	40	2,646	1.2				40	2,646	1.2
Netherlands Antilles	534	358,897.8	5.5	68	518	3.5	602	359,415.8	9
Nevis	154	4,210	8.5	9	130	0.2	163	4,340	8.7
New Zealand	35	937.4	2.1	55	392	27	90	1,329.4	29.1
Norway	45	242.6	1.9				45	242.6	1.9
Palau				5	8		5	8	0
Panama	69	928	2.5	30	981	1.3	99	1,909	3.8
Peru	2,500	10,250	2.5				2,500	10,250	2.5
Philippines	50,526	250,973.9	217.2	721	6,999.8	31.5	51,247	257,973.7	248.7
Poland	194	3,813.6	248.6	67	957.3	30	261	4,770.9	278.6
Republic of Korea	4,361	236,062.4	16.7	311	14,423	0.4	4,672	250,485.4	17.1
Russia	32	98	.25				32	98	.25
Saudi Arabia	166	1,220.5	3	46	688.2	1	212	1,908.7	4
Singapore	3,032	22,290.1	16.7	50	59.1	3	3,082	22,349.2	19.7
Slovakia	35	7,710	2	5	22	1	40	7,732	3
South Africa	9,020	40,638.2	130.4	191	4,778.2	0.5	9,211	45,416.4	130.9
Sri Lanka	12	263	2.3	7	250		19	513	2.3
St Vincent & Grenadines	685	15,543	12.8				685	15,543	12.8
St. Kitts	376	3,630	6.75	12	35	0.5	388	3,665	7.25
St. Lucia	375	8,008	9.5	11	610	1	386	8,618	10.5
Taiwan	193	2,818.6	454.9	98	1,782.9	56.5	291	4,601.5	511.4
Tanzania	120	2,800.1	2.2	12	330	1	132	3,130.1	3.2
Thailand	3,186	15,805.7	1,427.2	319	7,308.1	78	3,505	23,113.8	1,505.2
The Palestinian Territories	67	7,516.8	3,977				67	7,516.8	3,977
Trinidad and Tobago	2,233	33,875.2	235.1	17	81.5	10	2,250	33,956.7	245.1
Turkey	2,978	23,320.1	990	73	622.1	35	3,051	23,942.2	1,025
United Arab Emirates	978	17,146.1	6,414.1	168	1,596.4	77	1,146	18,742.5	6,491.1
United Kingdom	4,090	56,975.2	114.8	57	6,705.1	2.7	4,147	63,680.3	117.5
United States	187,454	3,899,527.9	9,763.03	2,742	50,051.8	347.3	190,196	3,949,579.7	10,110.33
Uruguay	24	182	1.2	7	50.6	0.3	31	232.6	1.5
Venezuela	50	590	3.3	60	330	1.3	110	920	4.6
Vietnam				16	48.5	7	16	48.5	7
Totals	369,839.0	5,894,087.4	32,366.5	8,321.0	161,513.0	1,059.7	378,192.0	6,075,698.4	33,426.45

STATE	LAND			UNDERWATER			TOTAL		
	People	Pounds	Miles	People	Pounds	Miles	People	Pounds	Miles
Alabama	5,372	102,255	388.5				5,372	102,255	388.5
Alaska	499	5,437	173.1	5			504	5,437	173.1
Arizona	57	3,000	2.8	91	3,050	2.8	148	6,050	5.6
Arkansas	374	5,594	14	125	850	14.5	499	6,444	28.5
California	61,112	903,566	2,498	231	2,958	11.7	61,343	906,524	2,509.7
Colorado	39	80	0.5	16	320	1.8	55	400	2.3
Connecticut	1,336	7,878	37.3	15	20	0.3	1,351	7,898	37.6
Delaware	915	15,933.5	62				915	15,933.5	62
District of Columbia	212	3,608	9				212	3,608	9
Florida	29,494	442,599	1,890.7	306	1,065	16.5	29,800	443,664	1,907.2
Georgia	305	12,931	27.9	5			310	12,931	27.9
Guam	3,312	34,222	36.2	202	2,133	9.8	3,514	36,355	46
Hawaii	2,955	44,808	79.45	101	760.5	7	3,056	45,568.5	86.45
Idaho	200	100	10	62	200	15	262	300	25
Illinois	1,799	9,323	39.64	110	1,580	3.5	1,909	10,903	43.14
Indiana	426	1,518	11.14				426	1,518	11.14
Iowa	10	50	0.3				10	50	0.3
Kentucky	540	22,805	109				540	22,805	109
Louisiana	413	5,483	47.7				413	5,483	47.7
Maine	1,939	8,338.1	109.3				1,939	8,338.1	109.3
Maryland	545	10,840	81.3				545	10,840	81.3
Massachusetts	1,965	17,656.3	134	33	1,301	1.3	1,998	18,957.3	135.3
Michigan	1,952	9,169	181.3				1,952	9,169	181.3

STATE	LAND			UNDERWATER			TOTAL		
	People	Pounds	Miles	People	Pounds	Miles	People	Pounds	Miles
Minnesota	215	783.3	28.5	33	255	1.3	248	1,038.3	29.8
Mississippi	3,483	58,830	156.3				3,483	58,830	156.3
Missouri	3	100	1	20	1,050	0.5	23	1,150	1.5
Montana	8	54	2.5	12	100	0.5	20	154	3
Nebraska	63	1,310	13.3	19	300	0.5	82	1,610	13.8
New Hampshire	1,088	5,748	30.5	36	358	0.3	1,124	6,106	30.8
New Jersey	2,360	21,167.2	112.1	52	2,885	5.8	2,412	24,052.2	117.9
New York	9,264	140,588	474.5	75	1,655	202.5	9,339	142,243	677
North Carolina	18,084	729,650	1,492	42	1,648	1.8	18,126	731,298	1,493.8
Ohio	1,081	24,425	31.9	448	2,690	0.6	1,529	27,115	32.5
Oklahoma	10	172	0.6	26	580	0.4	36	752	1
Oregon	3,942	61,640	8.8	41	112	2	3,983	61,752	10.8
Pennsylvania	763	30,379	80	3	60	1	766	30,439	81
Puerto Rico	9,351	360,077.5	197.3	260	18,378.3	14.5	9,611	378,455.8	211.8
Rhode Island	1,462	16,463	62.4	10	585	1.3	1,472	17,048	63.7
South Carolina	2,092	60,902	191.6				2,092	60,902	191.6
Texas	9,610	379,721	188.5	56	170	8	9,666	379,891	196.5
U.S. Virgin Islands	1,813	17,724.5	60.2	54	1,363	5	1,867	19,087.5	65.2
Utah	74	3,216.5	7.5	61	379	2.3	135	3,595.5	9.8
Virginia	5,130	283,597	431	38	201	1	5,168	283,798	432
Washington	966	31,817	231.5	66	2,000	8.3	1,032	33,817	239.8
Wisconsin	821	3,969	17.9	88	1,045	5.5	909	5,014	23.4
Totals	187,454	3,899,527.9	9,763.03	2,742	50,051.8	347.3	190,196	3,949,579.7	10,110.33





	ARGENTINA	ARUBA	AUSTRALIA	BAHAMAS	BANGLADESH	BARBADOS	BELIZE	BERMUDA	BRAZIL	CANADA
Shoreline and Recreational Activities										
Bags	3,310	208	411	1,805	1,106	426	9,386	151	46,436	41,604
Balloons	263	4	42	120	47	40	295	8	489	3,114
Beverage Bottles (plastic) 2 liter or less	5,172	173	102	2,539	423	399	6,951	250	27,823	18,423
Beverage Bottles (glass)	590	129	93	2,332	223	113	2,465	272	4,099	19,369
Beverage Cans	724	176	150	3,624	580	37	1,314	80	4,844	17,513
Caps/Lids	1,770	175	317	1,374	864	919	8,577	441	35,153	35,971
Clothing/Shoes	242	65	39	680	172	156	911	67	6,347	8,073
Cups, plates, etc	449	454	189	4,300	2,635	169	5,093	125	40,988	20,290
Food Wrappers/Containers	1,973	260	628	2,059	9,714	654	1,899	320	21,782	68,825
Pull Tabs	162	28	15	306	283	1	176	12	0	4,841
Six-Pack Holders	463	6	2	253	0	7	120	6	0	1,521
Shotgun Shells	0	0	48	859	1	0	53	1	0	1,645
Straws/Stirrers	762	91	517	779	1,790	164	2,678	129	76,167	16,720
Toys	153	56	33	139	58	12	203	26	1,452	3,957
TOTAL	16,033	1,825	2,586	21,169	17,896	3,097	40,121	1,888	265,580	261,866
Ocean/Waterway Activities										
Bait Containers/Packaging	14	8	37	26	27	5	64	15	5	2,155
Bleach/Cleaner Bottles	61	11	0	513	12	192	251	9	2,287	564
Buoys/Floats	19	5	0	17	49	73	46	9	0	1,728
Crab/Lobster/Fish Traps	5	2	1	5	73	0	94	0	1	346
Crates	30	4	1	23	23	73	34	12	264	191
Fishing Line	40	10	37	427	59	62	90	41	1,423	1,696
Fishing Lures/Light Sticks	3	0	25	196	4	26	48	3	20	613
Fishing Nets	23	7	4	9	118	79	31	3	868	531
Light Bulbs/Tubes	16	5	1	14	13	41	45	7	0	317
Oil/Lube Bottles	26	5	0	200	23	64	312	6	0	743
Pallets	9	5	1	13	0	6	31	3	0	190
Plastic Sheeting/Tarps	65	20	13	270	175	188	127	19	590	5,359
Rope	376	21	12	466	124	2,185	193	173	1	8,391
Strapping Bands	70	12	17	31	18	95	26	5	0	3,452
TOTAL	757	115	149	2,210	718	3,089	1,392	305	5,459	26,276
Smoking-Related Activities										
Cigarettes/Cigarette Filters	8,993	29	925	171	11,000	1	822	2,572	0	179,477
Cigarette Lighters	105	19	7	38	73	3	138	29	1,064	2,048
Cigar Tips	28	21	7	56	6	0	383	22	152,353	10,840
Tobacco Packaging/Wrappers	381	9	73	57	532	1	221	44	4,374	9,810
TOTAL	9,507	78	1,012	322	11,611	5	1,564	2,667	157,791	202,175
Dumping Activities										
Appliances	17	0	2	7	0	20	18	1	0	251
Batteries	8	20	5	23	124	1	72	3	0	861
Building Materials	232	30	15	267	25	154	189	39	0	7,658
Car/Car Parts	23	10	2	115	0	20	110	2	0	1,644
55-Gallon Drums	0	0	0	3	2	5	11	1	0	91
Tires	16	2	3	29	26	1	95	1	292	674
TOTAL	296	62	27	444	177	201	495	47	292	11,179
Medical/Personal Hygiene										
Condoms	91	6	2	104	46	2	277	8	0	1,148
Diapers	108	33	2	68	7	6	331	4	0	1,023
Syringes	7	2	4	2	50	3	23	0	740	517
Tampons/Tampon Applicators	57	8	0	5	1	0	32	2	1,273	1,947
TOTAL	263	49	8	179	104	11	663	14	2,013	4,635
Totals	26,856	2,129	3,782	24,324	30,506	6,403	44,235	4,921	431,135	506,131



	CHINA	COSTA RICA	CYPRUS	DENMARK	EGYPT	FINLAND	GREECE	GUYANA	HONG KONG	INDIA
Shoreline and Recreational Activities										
Bags	129	75	119	8	27	18	209	2,827	17	45,828
Balloons	0	7	1	0	0	0	116	178	0	2,382
Beverage Bottles (plastic) 2 liter or less	55	67	72	0	72	12	155	8,130	13	3,542
Beverage Bottles (glass)	17	21	28	6	68	164	140	1,237	10	5,268
Beverage Cans	2	60	87	9	15	86	303	2,668	2	1,235
Caps/Lids	41	21	17	0	63	51	1,115	1,302	19	2,727
Clothing/Shoes	64	14	34	0	12	14	40	516	6	12,958
Cups, plates, etc	52	81	37	1	17	0	309	1,753	8	4,757
Food Wrappers/Containers	21	85	27	0	5	8	208	1,772	0	9,045
Pull Tabs	1	160	9	0	30	0	18	122	10	351
Six-Pack Holders	0	23	4	0	0	0	21	66	0	527
Shotgun Shells	0	0	14	0	3	3	54	72	0	366
Straws/Stirrers	0	143	28	0	1	0	1,590	1,610	20	2,495
Toys	1	41	4	0	0	4	21	132	3	1,169
TOTAL	383	798	481	24	313	360	4,299	22,385	108	92,650
Ocean/Waterway Activities										
Bait Containers/Packaging	9	0	0	0	6	0	21	123	0	756
Bleach/Cleaner Bottles	0	0	2	0	0	1	21	216	4	727
Buoys/Floats	135	5	1	0	0	0	14	153	4	1,237
Crab/Lobster/Fish Traps	0	1	0	0	1	0	6	36	0	294
Crates	0	5	0	0	0	3	19	32	0	408
Fishing Line	0	1	3	1	87	1	92	47	0	292
Fishing Lures/Light Sticks	0	1	1	0	4	4	77	79	0	338
Fishing Nets	31	3	4	0	0	0	70	34	5	1,032
Light Bulbs/Tubes	0	1	0	0	0	0	9	44	4	908
Oil/Lube Bottles	0	2	1	2	1	2	28	293	3	786
Pallets	1	5	0	0	0	16	21	40	0	416
Plastic Sheeting/Tarps	0	1	4	0	2	0	40	165	10	1,826
Rope	3	1	22	3	6	3	58	139	46	2,316
Strapping Bands	0	2	28	0	6	0	17	68	1	548
TOTAL	179	28	66	6	113	30	493	1,469	77	11,884
Smoking-Related Activities										
Cigarettes/Cigarette Filters	1	93	431	0	79	114	3,180	315	156	6,996
Cigarette Lighters	7	46	8	0	2	0	2,073	156	4	601
Cigar Tips	0	14	0	0	0	0	373	78	0	1,404
Tobacco Packaging/Wrappers	36	13	6	0	1	1	114	150	0	13,371
TOTAL	44	166	445	0	82	115	5,740	699	160	22,372
Dumping Activities										
Appliances	0	0	1	0	0	0	15	5	0	77
Batteries	0	4	6	2	2	0	22	148	13	670
Building Materials	10	3	28	0	11	0	49	44	0	762
Car/Car Parts	0	4	1	0	2	0	24	22	0	217
55-Gallon Drums	1	0	0	0	2	0	7	0	0	75
Tires	2	7	3	0	1	24	22	24	5	1,005
TOTAL	13	18	39	2	18	24	139	243	18	2,806
Medical/Personal Hygiene										
Condoms	0	15	2	0	0	0	137	243	0	524
Diapers	0	0	3	0	0	0	13	72	0	240
Syringes	0	11	0	0	0	0	6	58	2	434
Tampons/Tampon Applicators	9	2	10	0	0	0	29	32	0	75
TOTAL	9	28	15	0	0	0	185	405	2	1,273
Totals	628	1,038	1,046	32	526	529	10,856	25,201	365	130,985



	INDONESIA	JAMAICA	JAPAN	LIBYA	MALAYSIA	MALTA	MARSHALL ISLANDS	MEXICO	NETHERLANDS ANTILLES	NEW ZEALAND
Shoreline and Recreational Activities										
Bags	1,614	5,587	14,118	120	1,683	27	1	43,721	1,539	5
Balloons	10	51	208	0	187	25	0	2,585	54	0
Beverage Bottles (plastic) 2 liter or less	108	9,364	5,883	20	1,170	47	37	45,609	2,117	38
Beverage Bottles (glass)	256	2,018	17,522	10	762	42	3	14,095	3,198	22
Beverage Cans	278	1,251	9,766	70	247	40	17	7,334	1,679	17
Caps/Lids	60	2,506	26,740	0	307	33	20	34,490	1,663	45
Clothing/Shoes	27	1,607	3,658	3	170	11	49	6,349	367	9
Cups, plates, etc	91	1,558	5,755	0	387	32	4	17,787	2,469	5
Food Wrappers/Containers	2,045	2,253	30,150	15	1,321	38	0	16,627	1,652	42
Pull Tabs	33	56	918	0	57	40	0	2,683	102	0
Six-Pack Holders	0	35	51	0	1	25	0	3,823	206	0
Shotgun Shells	0	27	89	0	9	16	1	106	24	0
Straws/Stirrers	25	585	3,471	0	584	55	0	8,317	1,010	17
Toys	46	162	1,729	0	50	11	3	2,149	75	4
TOTAL	4,593	27,060	120,058	238	6,935	442	135	205,675	16,155	204
Ocean/Waterway Activities										
Bait Containers/Packaging	2	48	446	0	63	13	0	169	37	0
Bleach/Cleaner Bottles	31	369	1,268	7	35	9	0	3,023	43	0
Buoys/Floats	3	14	2,003	3	121	8	12	339	75	0
Crab/Lobster/Fish Traps	7	27	445	1	42	0	0	148	16	2
Crates	0	5	118	2	11	11	0	220	9	0
Fishing Line	32	35	898	3	44	20	0	590	31	22
Fishing Lures/Light Sticks	4	36	194	0	3	12	0	161	14	3
Fishing Nets	5	33	703	3	40	10	0	307	7	0
Light Bulbs/Tubes	9	78	155	0	16	14	0	187	24	0
Oil/Lube Bottles	3	202	92	2	14	14	0	1,561	68	0
Pallets	10	19	50	0	18	7	1	488	19	0
Plastic Sheeting/Tarps	6	162	387	0	326	1	0	666	297	3
Rope	42	118	11,163	4	387	11	17	2,610	197	16
Strapping Bands	15	35	733	0	81	20	1	521	33	4
TOTAL	169	1,181	18,655	25	1,201	150	31	10,990	870	50
Smoking-Related Activities										
Cigarettes/Cigarette Filters	179	137	384	25	5,368	96	0	23,001	1,823	337
Cigarette Lighters	49	164	3,724	4	57	37	0	792	83	2
Cigar Tips	21	19	52,543	0	350	86	0	1,574	249	0
Tobacco Packaging/Wrappers	160	24	2,367	10	305	38	0	2,250	94	15
TOTAL	409	344	59,018	39	6,080	257	0	27,617	2,249	354
Dumping Activities										
Appliances	0	61	2,721	7	80	0	0	103	17	0
Batteries	44	34	7,831	2	31	5	0	205	16	0
Building Materials	0	268	447	5	337	10	2	1,457	170	2
Car/Car Parts	0	215	59	1	10	3	0	310	36	0
55-Gallon Drums	0	22	164	1	1	0	0	48	4	0
Tires	0	101	104	17	14	9	1	265	8	2
TOTAL	44	701	11,326	33	473	27	3	2,388	251	4
Medical/Personal Hygiene										
Condoms	9	53	32	1	1	12	0	634	135	0
Diapers	3	259	47	5	19	18	0	2,131	75	0
Syringes	0	15	153	0	7	14	0	420	1	0
Tampons/Tampon Applicators	6	52	15	0	4	48	0	408	23	0
TOTAL	18	379	247	6	31	92	0	3,593	234	0
Totals	5,233	29,665	209,304	341	14,720	968	169	250,263	19,759	612



	NORWAY	PERU	PHILIPPINES	POLAND	REPUBLIC OF KOREA	SAUDI ARABIA	SOUTH AFRICA	TANZANIA	THAILAND
Shoreline and Recreational Activities									
Bags	53	5,160	3,724	511	4,192	391	6,672	423	765
Balloons	6	820	11	13	217	16	140	0	141
Beverage Bottles (plastic) 2 liter or less	56	2,078	1,031	175	2,906	82	6,943	320	347
Beverage Bottles (glass)	19	961	681	181	3,975	194	4,391	2	933
Beverage Cans	23	679	360	86	2,493	491	2,390	47	295
Caps/Lids	220	2,144	404	378	2,644	81	10,065	106	229
Clothing/Shoes	29	1,326	193	107	778	36	917	46	218
Cups, plates, etc	75	1,709	265	35	1,251	429	1,358	0	77
Food Wrappers/Containers	182	912	651	238	2,019	265	6,142	88	666
Pull Tabs	1	291	0	7	911	38	364	0	141
Six-Pack Holders	0	1,371	0	0	218	20	152	0	449
Shotgun Shells	22	0	12	15	4	6	64	0	287
Straws/Stirrers	53	1,181	468	56	1,054	108	3,309	4	208
Toys	43	721	30	15	250	23	407	0	155
TOTAL	782	19,353	7,830	1,817	22,912	2,180	43,314	1,036	4,911
Ocean/Waterway Activities									
Bait Containers/Packaging	4	0	33	5	499	33	508	0	217
Bleach/Cleaner Bottles	1	595	21	4	185	18	222	2	165
Buoys/Floats	0	94	49	43	4,091	10	169	0	175
Crab/Lobster/Fish Traps	2	138	6	1	160	11	67	0	21
Crates	3	206	3	5	184	7	200	0	15
Fishing Line	82	133	655	20	823	24	1,775	0	154
Fishing Lures/Light Sticks	16	121	29	14	804	32	75	0	183
Fishing Nets	16	311	98	7	536	5	188	0	193
Light Bulbs/Tubes	5	83	15	0	100	3	110	0	534
Oil/Lube Bottles	1	707	7	19	145	18	174	1	302
Pallets	3	989	0	1	754	2	56	0	262
Plastic Sheeting/Tarps	136	522	22	6	1,092	11	431	4	116
Rope	168	528	1,186	6	1,724	7	2,720	32	733
Strapping Bands	22	375	8	1	2,403	20	457	0	308
TOTAL	459	4,802	2,132	132	13,500	201	7,152	39	3,378
Smoking-Related Activities									
Cigarettes/Cigarette Filters	45	1,180	1,255	575	10,881	234	3,134	60	390
Cigarette Lighters	7	412	69	65	707	26	256	4	158
Cigar Tips	5	433	4	34	86	27	57	0	248
Tobacco Packaging/Wrappers	1	667	284	76	1,433	83	358	37	345
TOTAL	58	2,692	1,612	750	13,107	370	3,805	101	1,141
Dumping Activities									
Appliances	0	0	0	1	99	0	45	0	226
Batteries	0	60	38	0	303	18	100	12	319
Building Materials	16	152	92	2	937	14	776	0	1,185
Car/Car Parts	2	97	0	1	149	4	201	0	52
55-Gallon Drums	1	13	1	0	37	0	13	0	0
Tires	1	151	6	2	131	1	180	1	52
TOTAL	20	473	137	6	1,656	37	1,315	13	1,834
Medical/Personal Hygiene									
Condoms	2	1,108	24	0	12	6	476	0	12
Diapers	2	754	128	18	91	46	59	0	167
Syringes	0	65	2	1	37	6	8	0	54
Tampons/Tampon Applicators	3	120	17	2	70	0	20	0	72
TOTAL	7	2,047	171	21	210	58	563	0	305
Totals	1,326	29,367	11,882	2,726	51,385	2,846	56,149	1,189	11,569



	TRINIDAD AND TOBAGO	TURKEY	UNITED ARAB EMIRATES	UNITED KINGDOM	UNITED STATES	TOTAL
Shoreline and Recreational Activities						
Bags	6,721	177	3,051	7,551	325,921	587,827
Balloons	177	0	12	1,390	47,763	60,932
Beverage Bottles (plastic) 2 liter or less	21,729	239	6,319	12,884	300,772	494,647
Beverage Bottles (glass)	7,860	187	2,533	276	252,378	349,143
Beverage Cans	2,513	57	3,977	7,717	232,956	308,292
Caps/Lids	8,104	101	3,885	23,396	447,550	656,088
Clothing/Shoes	2,249	6	634	2,324	63,079	114,602
Cups, plates, etc	8,989	13	1,925	9,286	241,087	376,294
Food Wrappers/Containers	6,388	4	2,671	24,032	475,926	693,612
Pull Tabs	262	0	176	52	65,077	77,734
Six-Pack Holders	26	0	87	678	20,983	31,144
Shotgun Shells	22	0	49	1,285	18,516	23,673
Straws/Stirrers	1,179	0	1,051	43	196,218	324,680
Toys	587	0	110	1,779	43,102	58,915
TOTAL	66,806	784	26,480	92,693	2,731,328	4,157,583
Ocean/Waterway Activities						
Bait Containers/Packaging	144	0	87	65	22,592	28,236
Bleach/Cleaner Bottles	709	0	302	916	12,679	25,475
Buoys/Floats	391	0	593	462	14,093	26,243
Crab/Lobster/Fish Traps	107	0	166	149	5,028	7,409
Crates	81	0	13	488	2,998	5,701
Fishing Line	102	0	361	8,544	52,987	71,744
Fishing Lures/Light Sticks	61	0	78	0	13,472	16,754
Fishing Nets	160	0	126	17,489	7,009	30,098
Light Bulbs/Tubes	186	5	177	8	4,618	7,752
Oil/Lube Bottles	768	12	200	0	10,943	17,750
Pallets	40	0	45	0	3,073	6,594
Plastic Sheeting/Tarps	269	0	82	4	41,900	55,317
Rope	756	3	780	17,325	66,022	121,094
Strapping Bands	46	6	39	2,828	21,436	33,788
TOTAL	3,820	26	3,049	48,278	278,850	453,955
Smoking-Related Activities						
Cigarettes/Cigarette Filters	1,149	326	5,576	15,858	1,684,183	1,971,551
Cigarette Lighters	362	8	90	1,140	24,447	39,084
Cigar Tips	939	0	97	13	103,523	325,893
Tobacco Packaging/Wrappers	1,145	0	319	1,467	52,296	92,968
TOTAL	3,595	334	6,082	18,478	1,864,449	2,429,496
Dumping Activities						
Appliances	50	0	35	646	2,860	7,365
Batteries	45	0	67	19	10,969	22,102
Building Materials	220	0	519	40	65,772	81,939
Car/Car Parts	65	0	18	231	11,480	15,130
55-Gallon Drums	30	0	14	5	921	1,473
Tires	31	0	47	234	11,201	14,791
TOTAL	441	0	700	1,175	103,203	142,800
Medical/Personal Hygiene						
Condoms	103	0	51	95	9,196	14,567
Diapers	288	0	72	123	9,911	16,126
Syringes	70	2	21	145	3,555	6,435
Tampons/Tampon Applicators	35	0	8	1,329	11,525	17,239
TOTAL	496	2	152	1,692	34,187	54,367
Totals	75,158	1,146	36,463	162,316	5,012,017	7,238,201



	ALABAMA	ALASKA	ARKANSAS	CALIFORNIA	COLORADO	CONNECTICUT	DELAWARE	DISTRICT OF COLUMBIA	FLORIDA	GEORGIA
Shoreline and Recreational Activities										
Bags	4,584	527	298	64,355	10	2,975	3,423	1,346	70,807	602
Balloons	333	12	13	9,413	4	788	1,032	109	7,134	10
Beverage Bottles (plastic) 2 liter or less	10,292	699	480	30,567	20	2,603	5,458	2,769	69,978	1,222
Beverage Bottles (glass)	5,112	951	479	34,961	0	1,876	1,523	1,048	70,343	968
Beverage Cans	8,218	1,411	614	25,748	10	2,156	2,015	1,148	62,653	1,380
Caps/Lids	4,613	886	163	73,570	14	4,530	6,610	2,118	131,942	605
Clothing/Shoes	800	138	114	12,692	0	743	572	131	14,202	183
Cups, plates, etc	3,863	299	190	40,922	5	2,892	2,699	1,486	56,096	578
Food Wrappers/Containers	5,483	846	385	125,038	0	8,675	7,847	2,541	106,260	1,158
Pull Tabs	773	119	47	9,646	0	583	298	109	22,066	126
Six-Pack Holders	419	21	48	1,922	0	143	209	43	4,645	28
Shotgun Shells	134	136	41	4,282	0	160	707	1	3,059	47
Straws/Stirrers	1,953	131	101	32,499	5	2,413	2,970	724	55,911	219
Toys	648	68	73	8,970	2	752	858	251	8,700	102
TOTAL	47,225	6,244	3,046	474,585	70	31,289	36,221	13,824	683,796	7,228
Ocean/Waterway Activities										
Bait Containers/Packaging	542	50	72	2,667	7	214	362	199	5,659	75
Bleach/Cleaner Bottles	200	13	25	3,128	0	43	119	48	2,118	12
Buoys/Floats	270	82	38	1,499	0	320	123	36	3,430	70
Crab/Lobster/Fish Traps	104	4	21	444	0	49	34	1	885	0
Crates	50	5	45	493	0	19	31	5	776	6
Fishing Line	987	45	66	6,227	3	597	465	280	19,879	67
Fishing Lures/Light Sticks	277	24	39	1,779	6	120	381	71	4,383	14
Fishing Nets	290	12	9	608	1	91	57	4	1,764	2
Light Bulbs/Tubes	124	7	13	624	0	25	35	4	1,179	78
Oil/Lube Bottles	377	36	17	1,720	0	36	157	42	2,059	53
Pallets	68	7	21	665	0	9	23	0	448	6
Plastic Sheeting/Tarps	1,539	164	24	6,914	0	390	222	139	12,941	41
Rope	781	304	50	5,696	4	433	400	36	16,411	90
Strapping Bands	303	53	27	3,992	0	191	268	38	6,100	12
TOTAL	5,912	806	467	36,456	21	2,537	2,677	903	78,032	526
Smoking-Related Activities										
Cigarettes/Cigarette Filters	16,747	2,792	396	392,771	50	24,986	28,070	1,895	611,002	905
Cigarette Lighters	403	36	28	4,012	0	163	358	75	6,556	11
Cigar Tips	666	67	69	18,482	0	1,434	1,308	762	48,353	15
Tobacco Packaging/Wrappers	1,291	86	93	9,075	6	530	445	161	15,266	115
TOTAL	19,107	2,981	586	424,340	56	27,113	30,181	2,893	681,177	1,046
Dumping Activities										
Appliances	45	3	32	512	0	9	10	2	416	19
Batteries	209	14	50	2,241	0	74	31	47	3,522	11
Building Materials	1,992	1,234	36	15,603	0	261	520	90	12,560	323
Car/Car Parts	216	68	23	1,646	0	78	82	37	1,722	75
55-Gallon Drums	12	9	22	97	0	3	7	0	188	3
Tires	214	42	67	2,705	0	33	115	6	1,080	188
TOTAL	2,688	1,370	230	22,804	0	458	765	182	19,488	619
Medical/Personal Hygiene										
Condoms	109	10	16	2,197	4	104	77	73	2,143	4
Diapers	145	7	48	1,207	0	64	119	22	1,877	27
Syringes	20	13	19	437	0	25	118	28	519	41
Tampons/Tampon Applicators	53	11	16	998	0	120	232	77	1,550	11
TOTAL	327	41	99	4,839	4	313	546	200	6,089	83
Totals	75,259	11,442	4,428	963,024	151	61,710	70,390	18,002	1,468,582	9,502



	GUAM	HAWAII	ILLINOIS	INDIANA	KENTUCKY	LOUISIANA	MAINE	MARYLAND	MASSACHUSETTS	MICHIGAN
Shoreline and Recreational Activities										
Bags	9,434	6,866	5,215	876	248	1,690	2,721	2,581	5,071	3,822
Balloons	473	1,065	1,808	777	2	59	341	1,257	1,257	3,160
Beverage Bottles (plastic) 2 liter or less	12,357	2,965	3,904	411	1,277	2,875	1,574	5,193	3,979	2,015
Beverage Bottles (glass)	10,095	5,008	5,034	675	593	1,772	2,098	1,643	2,673	1,759
Beverage Cans	18,283	2,932	4,004	522	793	2,627	1,104	2,271	2,855	1,568
Caps/Lids	8,887	21,249	9,046	2,300	63	4,258	2,052	2,828	5,795	8,340
Clothing/Shoes	3,330	1,533	955	242	39	302	511	372	936	804
Cups, plates, etc	8,550	7,354	4,536	999	175	1,811	1,498	1,943	3,685	2,811
Food Wrappers/Containers	8,956	16,609	10,721	1,482	462	3,069	5,307	3,307	9,654	12,931
Pull Tabs	2,132	2,521	673	344	5	304	269	114	628	1,004
Six-Pack Holders	1,298	372	280	46	7	124	59	68	139	126
Shotgun Shells	57	71	69	55	16	104	305	227	585	526
Straws/Stirrers	2,151	3,175	4,303	1,196	23	1,843	653	1,221	3,223	3,740
Toys	792	1,260	965	260	24	219	348	345	982	1,230
TOTAL	86,795	72,980	51,513	10,185	3,727	21,057	18,840	23,370	41,462	43,836
Ocean/Waterway Activities										
Bait Containers/Packaging	243	453	83	34	736	44	322	158	362	399
Bleach/Cleaner Bottles	564	304	32	1	132	45	205	77	188	69
Buoys/Floats	192	556	32	12	39	40	1,041	60	466	81
Crab/Lobster/Fish Traps	59	262	16	0	1	8	624	8	316	7
Crates	44	64	14	1	6	3	135	26	90	10
Fishing Line	401	3,444	120	16	47	64	215	308	1,225	277
Fishing Lures/Light Sticks	61	313	53	19	17	29	82	69	225	187
Fishing Nets	194	509	32	0	0	11	229	40	357	39
Light Bulbs/Tubes	199	200	26	2	5	16	23	54	44	29
Oil/Lube Bottles	476	189	28	4	174	31	150	78	132	66
Pallets	83	56	11	1	4	7	25	5	38	17
Plastic Sheeting/Tarps	1,152	1,703	570	25	3	126	820	108	581	816
Rope	755	2,408	316	95	30	165	4,059	424	4,002	503
Strapping Bands	523	656	465	81	4	94	854	119	699	293
TOTAL	4,946	11,117	1,798	291	1,198	683	8,784	1,534	8,725	2,793
Smoking-Related Activities										
Cigarettes/Cigarette Filters	18,793	72,254	34,407	9,537	203	3,741	13,648	4,282	39,479	49,285
Cigarette Lighters	1,140	859	276	98	12	123	116	204	682	917
Cigar Tips	2,761	1,088	2,155	852	2	547	428	517	1,112	2,975
Tobacco Packaging/Wrappers	1,675	1,620	771	312	30	387	455	336	654	727
TOTAL	24,369	75,821	37,609	10,799	247	4,798	14,647	5,339	41,927	53,904
Dumping Activities										
Appliances	221	87	10	0	11	11	8	51	15	7
Batteries	947	685	133	25	4	75	37	17	73	73
Building Materials	845	1,153	346	105	39	1,071	1,059	244	660	2,136
Car/Car Parts	433	470	50	22	5	100	118	37	123	94
55-Gallon Drums	43	52	3	6	1	1	7	2	9	9
Tires	314	179	27	9	103	30	43	34	57	49
TOTAL	2,803	2,626	569	167	163	1,288	1,272	385	937	2,368
Medical/Personal Hygiene										
Condoms	130	190	135	18	1	80	60	94	155	109
Diapers	853	327	113	36	25	46	31	21	67	221
Syringes	35	84	22	7	0	20	18	36	17	7
Tampons/Tampon Applicators	88	227	141	115	1	76	78	124	397	260
TOTAL	1,106	828	411	176	27	222	187	275	636	597
Totals	120,019	163,372	91,900	21,618	5,362	28,048	43,730	30,903	93,687	103,498



	MINNESOTA	MISSISSIPPI	MISSOURI	NEBRASKA	NEW HAMPSHIRE	NEW JERSEY	NEW YORK	NORTH CAROLINA	OHIO	OREGON
Shoreline and Recreational Activities										
Bags	228	7,362	6	365	1,764	16,649	21,607	8,105	3,459	435
Balloons	36	594	7	3	220	2,315	5,444	1,579	163	34
Beverage Bottles (plastic) 2 liter or less	215	7,051	45	536	1,110	4,225	23,415	11,595	3,550	590
Beverage Bottles (glass)	234	6,498	128	241	1,799	2,104	16,016	9,703	3,158	252
Beverage Cans	333	4,707	262	782	2,265	2,339	13,839	11,067	3,635	448
Caps/Lids	663	6,714	48	250	3,409	17,822	31,119	5,767	1,738	770
Clothing/Shoes	113	1,911	8	47	638	744	4,459	1,650	635	151
Cups, plates, etc	198	3,531	95	160	2,357	7,536	17,239	4,988	2,442	281
Food Wrappers/Containers	1,080	6,818	28	342	5,860	1,970	32,386	14,195	6,474	685
Pull Tabs	34	834	17	33	388	212	3,530	1,479	150	61
Six-Pack Holders	6	368	0	24	79	158	1,327	374	110	32
Shotgun Shells	5	242	11	101	200	247	2,765	882	192	141
Straws/Stirrers	317	2,479	2	55	1,705	11,506	14,980	3,167	940	240
Toys	95	560	0	109	561	839	3,920	1,120	527	102
TOTAL	3,557	49,669	657	3,048	22,355	68,666	192,046	75,671	27,173	4,222
Ocean/Waterway Activities										
Bait Containers/Packaging	25	423	1	146	258	395	2,281	1,260	328	41
Bleach/Cleaner Bottles	2	187	1	4	55	104	746	325	75	7
Buoys/Floats	3	529	8	124	370	168	1,529	358	43	29
Crab/Lobster/Fish Traps	0	195	3	1	526	41	596	26	7	28
Crates	1	62	0	0	39	159	263	63	30	3
Fishing Line	29	726	1	34	677	640	5,244	774	91	106
Fishing Lures/Light Sticks	14	259	17	32	82	707	926	447	95	12
Fishing Nets	4	197	0	0	180	100	396	76	18	29
Light Bulbs/Tubes	6	232	0	0	16	41	352	85	81	9
Oil/Lube Bottles	4	183	0	4	27	252	780	324	98	1
Pallets	1	77	0	1	17	57	202	51	18	4
Plastic Sheeting/Tarps	145	1,093	0	7	730	91	3,106	465	295	44
Rope	22	949	18	7	5,979	697	3,334	923	121	323
Strapping Bands	33	351	0	10	732	499	1,348	371	96	62
TOTAL	289	5,463	49	370	9,688	3,951	21,103	5,548	1,396	698
Smoking-Related Activities										
Cigarettes/Cigarette Filters	10,189	23,000	351	786	41,074	26,693	46,689	38,086	2,070	1,298
Cigarette Lighters	26	377	0	17	95	520	2,085	355	309	23
Cigar Tips	78	1,776	0	25	375	2,642	3,900	1,157	696	37
Tobacco Packaging/Wrappers	91	1,353	3	60	352	1,560	3,854	1,786	467	89
TOTAL	10,384	26,506	354	888	41,896	31,415	56,528	41,384	3,542	1,447
Dumping Activities										
Appliances	2	117	0	6	11	126	131	210	19	1
Batteries	13	175	0	18	35	257	656	224	45	12
Building Materials	74	4,467	1	21	305	2,412	3,400	3,153	692	69
Car/Car Parts	13	546	2	0	68	43	908	407	325	14
55-Gallon Drums	1	13	0	1	1	4	46	17	13	1
Tires	11	137	1	1	51	64	511	1,674	201	9
TOTAL	114	5,455	4	47	471	2,906	5,652	5,685	1,295	106
Medical/Personal Hygiene										
Condoms	16	171	0	1	38	238	800	131	46	16
Diapers	7	113	1	9	31	95	574	278	20	21
Syringes	4	18	0	0	3	96	251	14	22	5
Tampons/Tampon Applicators	23	82	0	4	51	1,366	2,581	230	333	10
TOTAL	50	384	1	14	123	1,795	4,206	653	421	52
Totals	14,394	87,477	1,065	4,367	74,533	108,733	279,535	128,941	33,827	6,525



	PENNSYLVANIA	PUERTO RICO	RHODE ISLAND	SOUTH CAROLINA	TEXAS	U.S. Virgin Islands ST. CROIX	U.S. Virgin Islands ST. JOHN	U.S. Virgin Islands ST. THOMAS	VIRGINIA
Shoreline and Recreational Activities									
Bags	1,342	24,668	6,473	1,105	18,660	5,146	126	3,507	13,973
Balloons	130	1,253	1,405	100	2,555	314	22	113	1,945
Beverage Bottles (plastic) 2 liter or less	4,967	19,499	6,690	2,258	15,869	5,853	451	4,233	24,638
Beverage Bottles (glass)	805	26,621	4,325	2,887	7,599	6,406	277	2,756	9,885
Beverage Cans	3,189	11,464	4,689	2,588	9,134	4,083	93	1,890	11,147
Caps/Lids	1,204	26,194	10,730	993	27,269	7,356	547	5,562	5,464
Clothing/Shoes	242	4,616	1,336	233	3,554	1,146	71	627	1,631
Cups, plates, etc	521	23,742	5,196	849	12,024	5,104	180	2,738	7,796
Food Wrappers/Containers	1,663	12,903	14,645	2,148	14,589	4,174	107	2,646	17,831
Pull Tabs	168	11,558	882	262	2,282	444	151	79	605
Six-Pack Holders	95	6,124	341	84	1,113	214	3	28	330
Shotgun Shells	25	455	816	162	871	91	0	5	290
Straws/Stirrers	464	17,719	7,231	337	7,027	2,925	266	1,822	2,429
Toys	180	2,628	1,052	180	2,238	232	19	123	1,200
TOTAL	14,995	189,444	65,811	14,186	124,784	43,488	2,313	26,129	99,164
Ocean/Waterway Activities									
Bait Containers/Packaging	165	298	479	531	1,254	89	4	69	1,578
Bleach/Cleaner Bottles	41	1,105	528	19	1,310	212	29	107	392
Buoys/Floats	31	625	575	116	527	138	23	49	261
Crab/Lobster/Fish Traps	1	99	134	2	371	60	0	11	73
Crates	0	93	43	9	212	54	6	31	94
Fishing Line	842	257	1,779	944	3,888	263	77	51	1,610
Fishing Lures/Light Sticks	55	78	471	102	1,632	48	23	11	264
Fishing Nets	22	232	203	10	800	231	33	20	117
Light Bulbs/Tubes	40	241	59	9	539	45	2	15	138
Oil/Lube Bottles	41	967	207	101	902	246	59	90	772
Pallets	4	823	19	11	130	50	0	4	33
Plastic Sheeting/Tarps	51	2,154	700	76	2,880	535	13	264	659
Rope	17	1,643	2,430	200	8,741	856	310	165	1,068
Strapping Bands	81	339	556	19	1,272	66	26	50	265
TOTAL	1,391	8,954	8,183	2,149	24,458	2,893	605	937	7,324
Smoking-Related Activities									
Cigarettes/Cigarette Filters	2,180	45,547	36,044	4,092	24,493	1,377	1,311	2,386	28,600
Cigarette Lighters	115	1,018	523	60	1,403	255	35	140	580
Cigar Tips	121	1,002	1,454	226	2,472	471	38	1,615	1,234
Tobacco Packaging/Wrappers	260	2,269	1,166	317	1,775	464	102	258	1,560
TOTAL	2,676	49,836	39,187	4,695	30,143	2,567	1,486	4,399	31,974
Dumping Activities									
Appliances	10	457	15	8	49	57	0	25	135
Batteries	30	474	94	74	281	82	2	72	139
Building Materials	152	2,535	943	324	1,337	376	57	163	4,728
Car/Car Parts	90	1,454	249	14	354	256	3	226	1,036
55-Gallon Drums	11	152	17	63	56	24	0	2	17
Tires	56	1,421	93	53	182	197	1	55	1,096
TOTAL	349	6,493	1,411	536	2,259	992	63	543	7,151
Medical/Personal Hygiene									
Condoms	32	686	179	23	361	194	13	305	176
Diapers	25	1,292	124	51	762	395	0	78	666
Syringes	12	1,177	76	6	283	17	1	9	71
Tampons/Tampon Applicators	31	478	828	14	405	67	3	26	275
TOTAL	100	3,633	1,207	94	1,811	673	17	418	1,188
Totals	19,511	258,360	115,799	21,660	183,455	50,613	4,484	32,426	146,801

	WASHINGTON	WISCONSIN	TOTAL
Shoreline and Recreational Activities			
Bags	1,285	2,205	325,921
Balloons	69	415	47,763
Beverage Bottles (plastic) 2 liter or less	1,742	1,602	300,772
Beverage Bottles (glass)	1,112	961	252,378
Beverage Cans	1,453	1,237	232,956
Caps/Lids	1,249	2,813	447,550
Clothing/Shoes	297	371	63,079
Cups, plates, etc	606	1,112	241,087
Food Wrappers/Containers	1,285	3,366	475,926
Pull Tabs	30	117	65,077
Six-Pack Holders	85	91	20,983
Shotgun Shells	181	252	18,516
Straws/Stirrers	640	1,513	196,218
Toys	234	334	43,102
TOTAL	10,268	16,389	2,731,328
Ocean/Waterway Activities			
Bait Containers/Packaging	231	55	22,592
Bleach/Cleaner Bottles	99	8	12,679
Buoys/Floats	153	47	14,093
Crab/Lobster/Fish Traps	9	2	5,028
Crates	9	4	2,998
Fishing Line	167	54	52,987
Fishing Lures/Light Sticks	18	30	13,472
Fishing Nets	82	10	7,009
Light Bulbs/Tubes	16	5	4,618
Oil/Lube Bottles	33	27	10,943
Pallets	76	1	3,073
Plastic Sheeting/Tarps	182	132	41,900
Rope	1,182	75	66,022
Strapping Bands	405	83	21,436
TOTAL	2,662	533	278,850
Smoking-Related Activities			
Cigarettes/Cigarette Filters	2,722	19,952	1,684,183
Cigarette Lighters	84	358	24,447
Cigar Tips	93	518	103,523
Tobacco Packaging/Wrappers	229	246	52,296
TOTAL	3,128	21,074	1,864,449
Dumping Activities			
Appliances	10	2	2,860
Batteries	8	10	10,969
Building Materials	186	100	65,772
Car/Car Parts	40	33	11,480
55-Gallon Drums	8	0	921
Tires	56	36	11,201
TOTAL	308	181	103,203
Medical/Personal Hygiene			
Condoms	19	42	9,196
Diapers	50	63	9,911
Syringes	11	13	3,555
Tampons/Tampon Applicators	63	80	11,525
TOTAL	143	198	34,187
Totals	16,509	38,375	5,012,017

	LAND	UNDERWATER	TOTAL
Shoreline and Recreational Activities			
Bags	584,706	3,121	587,827
Balloons	60,770	162	60,932
Beverage Bottles (plastic) 2 liter or less	491,320	3,327	494,647
Beverage Bottles (glass)	345,804	3,339	349,143
Beverage Cans	303,475	4,817	308,292
Caps/Lids	653,194	2,894	656,088
Clothing/Shoes	113,767	835	114,602
Cups, plates, etc	373,563	2,731	376,294
Food Wrappers/Containers	690,309	3,303	693,612
Pull Tabs	77,430	304	77,734
Six-Pack Holders	31,040	104	31,144
Shotgun Shells	23,602	71	23,673
Straws/Stirrers	323,160	1,520	324,680
Toys	58,497	418	58,915
TOTAL	4,130,637	26,946	4,157,583
Ocean/Waterway Activities			
Bait Containers/Packaging	28,037	199	28,236
Bleach/Cleaner Bottles	25,357	118	25,475
Buoys/Floats	26,100	143	26,243
Crab/Lobster/Fish Traps	7,344	65	7,409
Crates	5,659	42	5,701
Fishing Line	68,719	3,025	71,744
Fishing Lures/Light Sticks	16,374	380	16,754
Fishing Nets	29,935	163	30,098
Light Bulbs/Tubes	7,711	41	7,752
Oil/Lube Bottles	17,677	73	17,750
Pallets	6,542	52	6,594
Plastic Sheeting/Tarps	55,103	214	55,317
Rope	119,633	1,461	121,094
Strapping Bands	33,614	174	33,788
TOTAL	447,805	6,150	453,955
Smoking-Related Activities			
Cigarettes/Cigarette Filters	1,957,493	14,058	1,971,551
Cigarette Lighters	38,817	267	39,084
Cigar Tips	325,284	609	325,893
Tobacco Packaging/Wrappers	92,450	518	92,968
TOTAL	2,414,044	15,452	2,429,496
Dumping Activities			
Appliances	7,333	32	7,365
Batteries	21,836	266	22,102
Building Materials	81,559	380	81,939
Car/Car Parts	14,865	265	15,130
55-Gallon Drums	1,462	11	1,473
Tires	14,540	251	14,791
TOTAL	141,595	1,205	142,800
Medical/Personal Hygiene			
Condoms	14,509	58	14,567
Diapers	16,015	111	16,126
Syringes	6,410	25	6,435
Tampons/Tampon Applicators	16,971	268	17,239
TOTAL	53,905	462	54,367
Totals	7,187,986	50,215	7,238,201



THAILAND






Ocean
Conservancy
Start a Sea Change