

INTERNATIONAL COASTAL CLEANUP

REPORT 2006

A WORLD OF DIFFERENCE



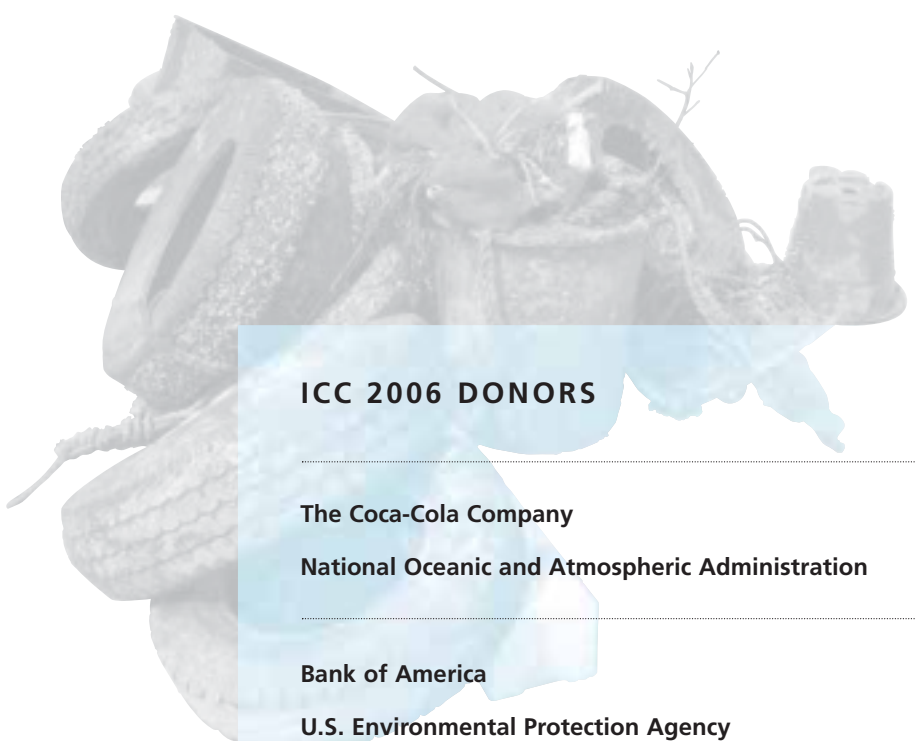
International
**Coastal
Cleanup**
Ocean Conservancy



MILLION POUNDS OF DEBRIS

MISSION OF THE ICC

The International Coastal Cleanup engages people to remove trash and debris from the world's beaches and waterways, to identify the sources of debris, and to change the behaviors that cause pollution.



ICC 2006 DONORS

The Coca-Cola Company

National Oceanic and Atmospheric Administration

Bank of America

U.S. Environmental Protection Agency

Brunswick Public Foundation

The Dow Chemical Company

ITW Hi-Cone



International
**Coastal
Cleanup**
Ocean Conservancy




This report is printed on New Leaf Opaque, 100% post-consumer waste, and processed chlorine free.



CONTENTS

Letter from the President	02
Overview	03
A Monumental Year in the Fight Against Marine Debris	04
ICC 2006 Donors	09
Building a Community, One Volunteer at a Time	11
Below the Waterline: Diving In	14
Sponsor Spotlight: Bank of America	14
2006 ICC Coordinators and Sponsors	16
International ICC Coordinators	16
U.S. ICC Coordinators	19
International ICC Sponsors	22
U.S. ICC Sponsors	24
Country Participation Map	27
2006 ICC Facts and Figures	28
Raw Data	30
International Raw Data	30
U.S. Raw Data	36



Delaware

International
**Coastal
Cleanup**
Ocean Conservancy

For more information, or to participate in the Ocean Conservancy's International Coastal Cleanup, contact:
Ocean Conservancy
2029 K Street NW
Washington DC 20006
202.429.5609

www.oceanconservancy.org
www.coastalcleanup.org
800-262-BEACH (U.S. only)

© 2007, Ocean Conservancy. All Rights Reserved.

GETTING BENEATH THE SURFACE

Each year, some 350,000 people worldwide invest a precious day of their time to clean the coasts, rivers and lakes in their local communities. Today, the Ocean Conservancy's International Coastal Cleanup (ICC) is the single largest one-day cleanup event in the nation, if not the world. From my perspective, the ICC is the cornerstone of the Ocean Conservancy's effort to raise awareness about the seriousness of marine debris and to inspire people to make a difference through our programs.

While on its surface the ICC is about cleaning marine debris and leaving behind cleaner, healthier waters, the real impact is felt much deeper. The undercurrent running throughout the Ocean Conservancy's ICC each year is one of shaping a larger movement for a healthier ocean and instilling in all who participate—and even some who don't—the understanding that it takes year-round effort, not just a single day, to truly end marine debris. Likewise, because the ICC draws so many people from all walks of life and from all corners of the world, the cleanup is a powerful tool to advance important marine debris issues in government and help our elected leaders understand that cleaner water is directly tied to better governance of our ocean.

I am extremely proud of the Ocean Conservancy for organizing the ICC each year. Of course, we could not, and do not, do it alone. I want to say a heartfelt “thank you” to our network of tireless ICC coordinators who make the ICC work at the local level and to our invaluable corporate sponsors whose support is so important to our success worldwide. Never have two groups of volunteers better exemplified the word “partner” than these.

Looking ahead to 2007, we are, I think, in the early stages of what will be one of the most opportune times in recent history to lead social change for the environment and the ocean in particular. We must make the most of it. In support of our incredibly committed coordinator network, I hope to see the Ocean Conservancy's ICC grow and strengthen through mobilizing our communities, increasing our volunteer base, finding new partners to collaborate with and leading real change for our ocean.

Vikki N. Spruill
President and CEO
Ocean Conservancy



OVERVIEW

In 2006, a total of 358,617 volunteers pitched in with their precious time and effort to help us clean 34,560 miles of shoreline of some seven million pounds of trash.

That's an average of over nineteen pounds per person. In comparison to the previous year, we picked up less trash from a greater number of miles of shoreline. But should one draw the lesson that there is less trash out there? Not necessarily. Our number of volunteers was down compared to 2005. This is due, in part, to fewer volunteers in the Philippines, resulting from two successive typhoons that impacted cleanup activities there.

In highlights, our underwater efforts, spearheaded by Project Aware (see spotlight), saw 7,315 divers remove 227,250 pounds of debris from 3,105 miles of riverbed and seafloor—an average of over 31 pounds per diver.

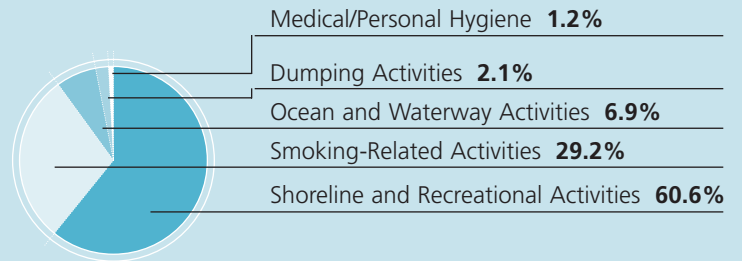
2006 also welcomed Bangladesh, China, El Salvador, Iran, and Ireland into the ICC fold while several other countries had notable increases in participation over 2005. Egypt increased volunteers 53 percent to 1,679 people. Thailand saw a 65 percent increase to 2,990 people. And, Venezuela nearly doubled participation to 19,002 people, up from 9,609 in 2005.

The United States accounted for a slight majority of cleanup efforts, comprising 51% of all participants. In total, the U.S. had 182,100 volunteers, up slightly from 174,075 the year before. Several state and territorial programs had excellent results. Indiana saw its participation jump from just 60 in 2005 to 1,742 in 2006. Mississippi drew 4,466 volunteers after not reporting any for the previous two ICCs due to hurricanes. And, last but not least, Puerto Rico also nearly doubled its participation from 4,307 to 9,336.

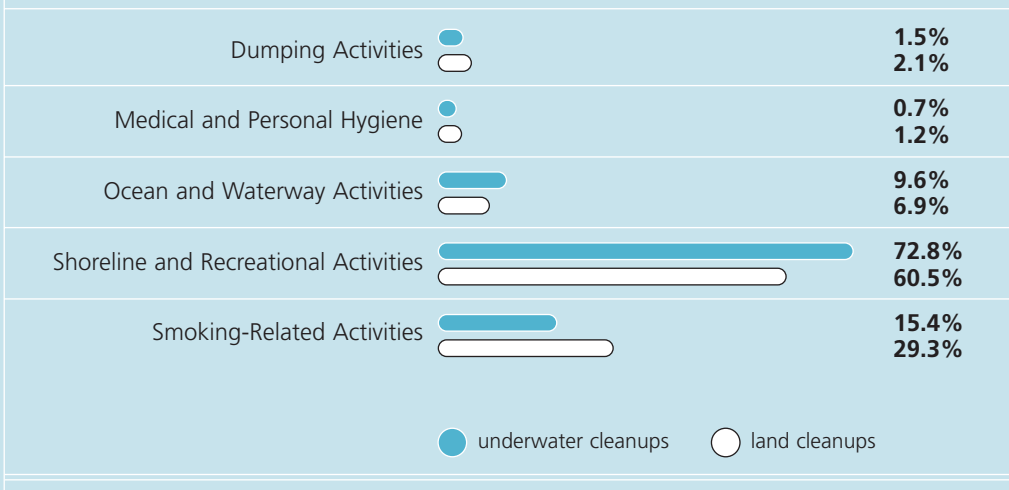
WORLDWIDE SOURCES OF DEBRIS

2006 LAND & UNDERWATER CLEANUPS (combined)

Dumping Activities	158,972
Medical and Personal Hygiene	93,179
Ocean and Waterway Activities	530,117
Shoreline and Recreational Activities	4,667,179
Smoking-Related Activities	2,246,458
Totals	7,695,905



2006 LAND VS. UNDERWATER CLEANUPS



2006—**A MONUMENTAL YEAR IN THE FIGHT AGAINST MARINE DEBRIS**

In the northeast Pacific, ocean currents circle one another to form a large vortex that sucks in all the free-floating trash that comes near—a black hole for debris. Regularly referred to as the “eastern garbage patch,” the area is essentially the world’s largest landfill, a floating island of garbage. It covers an area twice the size of Texas. It is a hideous sight. Marine trash, however, is more than an eyesore. Animals can choke on or become entangled in carelessly discarded debris. Certain plastics are known to attract and absorb dangerous chemicals present in the marine environment, like PCBs and DDT, which if ingested can end up in the bodies of sea creatures and their predators. Other man-made materials have been shown to leach harmful chemicals into the water causing serious concerns about ocean water quality.



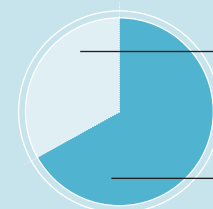
Sadly, it seems, despite all our efforts to end the problem, marine debris looks to be ubiquitous, with the amount of trash steadily increasing year upon year. Still, there is hope. 2006 was actually something of a monumental year in the fight against marine debris. The Ocean Conservancy’s International Coastal Cleanup witnessed 350,000 volunteers descending upon beaches and waterways worldwide to help clean up. And, in Washington there were at least two breakthrough actions taken by our government to help end the problem of marine debris.



TOP 10 DEBRIS ITEMS WORLDWIDE

Debris Items	Total Number	Percent
1 Cigarettes/Cigarette Filters	1,901,519	24.7%
2 Food Wrappers and Containers	768,115	10.0%
3 Caps/Lids	704,085	9.1%
4 Bags	691,048	9.0%
5 Beverage Bottles (Plastic) 2 liters or less	570,299	7.4%
6 Beverage Bottles (Glass)	420,800	5.5%
7 Cups/Plates/Forks/Knives/Spoons	353,217	4.6%
8 Straw/Stirrers	349,653	4.5%
9 Beverage Cans	327,494	4.3%
10 Cigar Tips	186,258	2.4%
Totals	7,695,905	81.5%

Percentage of Total Top 10



Smoking-Related Activities
33.3%

Shoreline and Recreational Activities
66.7%



Bermuda


First, with a single stroke of his pen, President George W. Bush turned the Northwestern Hawaiian Islands—an archipelago of uninhabited islands dotting a 1200-mile stretch of water—into a national monument, the highest form of protection the federal government can bestow. The Northwestern Hawaiian Islands became one of the largest marine reserves in the world—a natural legacy equal to that of Yellowstone or Yosemite. This vast area is home to one of the world’s few remaining, intact marine ecosystems. It is also home to tons of trash, discarded fishing nets and other human debris that have drifted there in the currents. As a designated national monument, the action by the President was a giant leap toward reducing dangerous, ugly marine debris in the Northwestern Hawaiian Islands.

Later in the year, Congress passed the *Marine Debris Research, Prevention, and Reduction Act*, which prevents ocean debris and reduces the threat of entanglement for countless marine animals. The law establishes a program within the National Oceanic and Atmospheric Administration for the prevention, monitoring, and removal of marine debris and bolsters Coast Guard efforts at prevention and enforcement.

The Ocean Conservancy was instrumental in both efforts and hailed the actions. “We’re thrilled to see Congress act on the important issue of marine debris,” said Vikki N. Spruill, President and CEO of Ocean Conservancy. “Marine debris poses a particular threat to the new Northwestern Hawaiian Islands Marine National Monument, home to hundreds of miles of pristine coral reef, and is critical habitat for diverse fish and wildlife including the endangered Hawaiian Monk Seal.”

TOP 10 DANGEROUS DEBRIS ITEMS COLLECTED WORLDWIDE

Debris Items	Number
1 Bags	691,048
2 Balloons	65,411
3 Crab/Lobster/Fish Traps	9,541
4 Fishing Line	67,665
5 Fishing Nets	30,197
6 Plastic Sheeting/Tarps	84,299
7 Rope	105,497
8 Six-Pack Holders	60,520
9 Strapping Bands	33,919
10 Syringes	9,668
Totals	1,157,765



Saudi Arabia

WHO'S TRASHING THE OCEANS & WATERWAYS?

SHORELINE AND RECREATIONAL ACTIVITIES

Debris from fast food, beachgoers, picnics, sports and games, festivals, as well as litter washed from streets, parking lots, and storm drains.

SMOKING-RELATED ACTIVITIES

The littering of cigarette filters, cigar tips, and tobacco product packaging is common on land and sea.

MEDICAL/PERSONAL HYGIENE

This debris can be left by beachgoers as well as disposed of improperly into toilets and city streets. Because medical and personal hygiene debris often enters the waste stream through sewer systems, its presence on the beach can indicate the presence of other, unseen pollutants.

OCEAN/WATERWAY ACTIVITIES

Debris from recreational fishing and boating; commercial fishing; cargo, military, and cruise ships; and offshore industries such as oil drilling.

DUMPING ACTIVITIES

Debris from legal and illegal dumping of building materials or large household items.

Discarded plastic fishing gear and other plastic marine debris kill more than 1 million seabirds and 100,000 marine mammals and sea turtles each year.

SEAL RESCUED FROM ENTANGLEMENT AT FLORIDA CLEANUP

St Croix

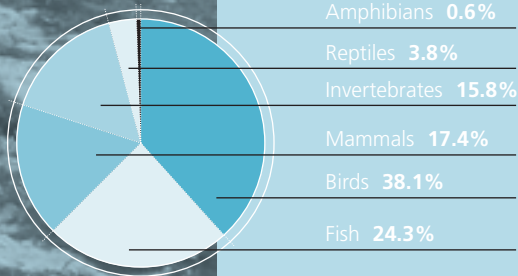


A crew of beach-cleaners turned heroes at a cleanup site when they found this 1-year-old female seal along Hobe Sound, Florida. 2006 was a bad year in terms of entanglement with 1,074 animals found. Of those, only this seal survived. Discarded monofilament fishing line and netting is perhaps the single most dangerous item of marine debris today. Discarded plastic fishing gear and other plastic marine debris kill more than **1 million seabirds and 100,000 marine mammals and sea turtles each year**. These defenseless animals become entangled in the gear and many drown as a result. For others, entanglement leads to a slow, agonizing death from starvation. Many who are able to survive entanglement are left with terrible scars from cuts inflicted by the gear.



ENTANGLED ANIMALS FOUND DURING 2006 ICC

Percentage of Total Top 10




2006 ICC ENTANGLING ANIMALS WORLDWIDE

Type of Debris	Invertebrates	Fishes	Reptiles	Birds	Mammals	Amphibians	Total	
Balloon Ribbon/String	1	1	0	2	0	0	4	0.4%
Crab/Lobster/Fish Traps	7	2	0	0	1	1	11	1.0%
Fishing Line	20	30	2	57	3	0	112	10.4%
Fishing Nets	16	13	0	7	1	0	37	3.4%
Miscellaneous	120	206	39	325	177	5	872	81.2%
Plastic Bags	4	5	0	10	3	0	22	2.0%
Rope	1	4	0	4	2	0	11	1.0%
Six-Pack Holders	0	0	0	1	0	0	1	0.1%
Wire	1	0	0	3	0	0	4	0.4%
Totals	170	261	41	409	187	6	1074	100.0%
Total Percentage	15.8%	24.3%	3.8%	38.1%	17.4%	0.6%	100.0%	

New Initiatives In 2006: NEW SUMMARY CARD MEANS GREATER IMPACT

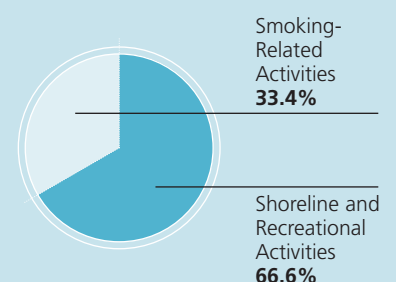
The 2006 International Coastal Cleanup Summary Card was heralded as a great success by Ocean Conservancy ICC staff when only 10,000 actual data cards had to be processed back in January (a 60% decrease compared to 23,000 cards in 2005) from coordinators worldwide who summarized their regional data using the new card. [The Summary Card was initiated last year as a first step towards delivering timely data on the damaging affects of marine debris in their communities.](#) The data gathered from the Cleanup is used to educate citizens on sources and pervasiveness of marine debris and engage them on what they can do to make a difference individually and within their communities. The Ocean Conservancy would like to thank all of the coordinators who piloted the Summary Cards in 2006.



TOP 10 DEBRIS ITEMS BY LAND

Debris Items	Total Number	Percent
1 Cigarettes/Cigarette Filters	1,892,060	24.8%
2 Food Wrappers and Containers	763,863	10.0%
3 Caps/Lids	700,676	9.2%
4 Bags	680,069	8.9%
5 Beverage Bottles (Plastic) 2 liters or less	560,093	7.3%
6 Beverage Bottles (Glass)	416,574	5.5%
7 Cups/Plates/Forks/Knives/Spoons	349,878	4.6%
8 Straw/Stirrers	348,374	4.6%
9 Beverage Cans	318,529	4.2%
10 Cigar Tips	186,030	2.4%
Totals	6,216,146	81.6%

Percentage of Total Top 10



ICC 2006 DONORS

The Coca-Cola Company

For more than a decade, The Coca-Cola Company has been a proud partner of the Ocean Conservancy's International Coastal Cleanup. Working together we help keep our coasts clean while learning more about the causes of marine debris. We value our engagement with the ICC as an important part of what Coca-Cola does to educate people about how we can all play a role in protecting the planet.

National Oceanic and Atmospheric Administration

The National Marine Sanctuary Foundation is a proud sponsor of the International Coastal Cleanup because it provides a unique opportunity for individuals to become ocean stewards by learning about the marine environment and making positive contributions to its enduring health.

Bank of America

For six years, Bank of America has been pleased to partner with the Ocean Conservancy because the company believes that healthy communities create good business opportunities. The bank's employees have also volunteered in the Ocean Conservancy's International Coastal Cleanup events around the country, helping to reduce human impacts on the environment.

U.S. Environmental Protection Agency

EPA believes that marine debris is a significant problem that directly impacts human health and the marine environment. EPA supports the ICC through the Ocean Conservancy because it is essential to have a coordinated effort when dealing with such a growing issue. EPA will continue to work with partners, such as Ocean Conservancy, to find solutions to this problem and ensure cleaner and safer oceans for the future.

Brunswick Public Foundation

The Brunswick Public Foundation is proud to support the Ocean Conservancy's International Coastal Cleanup (ICC). The ICC's efforts motivate individuals of all ages to come together and protect marine life and waterways. That way, society, as a whole, can enjoy water-related activities such as boating, fishing, and swimming for generations to come. Our organization is pleased to stand side-by-side with the ICC and its thoughtful mission to help keep the global marine environment safe and clean.

The Dow Chemical Company

Dow is proud to have supported the International Coastal Cleanup effort for more than 20 years. In addition to supplying more than 3.5 million trash bags to volunteers across the United States, we have also enjoyed the opportunity to roll up our sleeves and clean-up shorelines in our local communities. We find great value in working with organizations like the Ocean Conservancy that are dedicated to developing global solutions to marine debris, including educational programs that help people understand how it is a people problem that we, the citizens of the world, have the power to stop.

ITW Hi-Cone

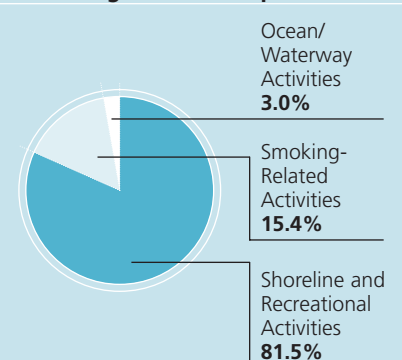
ITW Hi-Cone has been a proud sponsor of the Ocean Conservancy's International Coastal Cleanup since 1996. In addition, our employees have participated in cleanup activities in their communities. Working with the Ocean Conservancy in local communities helps us to raise public awareness to prevent litter before it impacts the marine environment.

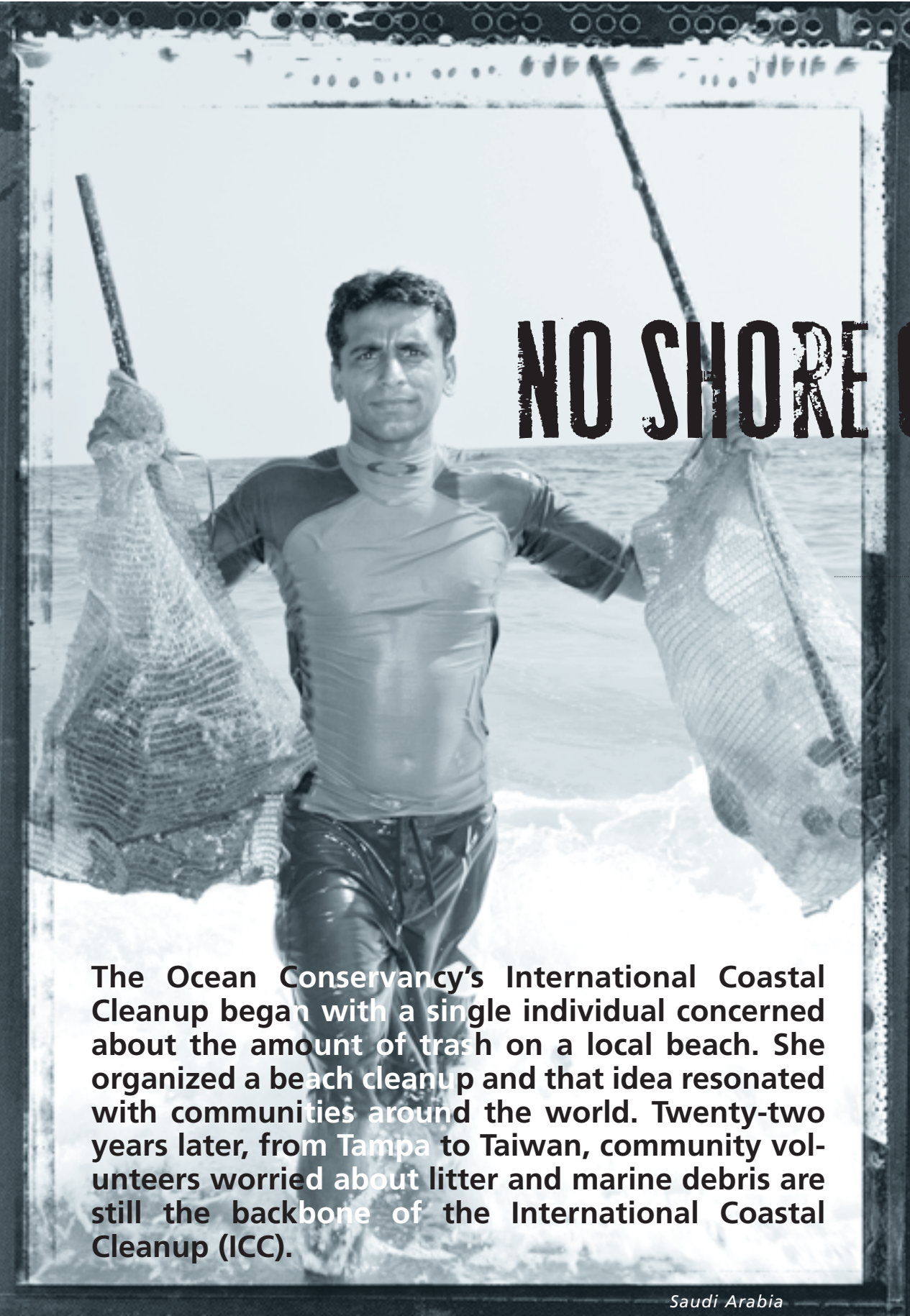


TOP 10 DEBRIS ITEMS FROM UNDERWATER CLEANUPS

Debris Items	Total Number	Percent
1 Bags	10,979	14.6%
2 Beverage Bottles (Plastic) 2 liters or less	10,206	13.5%
3 Cigarettes/Cigarette Filters	9,459	12.6%
4 Beverage Cans	8,965	11.9%
5 Clothing/Shoes	4,596	6.1%
6 Food Wrappers and Containers	4,252	5.6%
7 Beverage Bottles (Glass)	4,226	5.6%
8 Caps/Lids	3,409	4.5%
9 Cups/Plates/Forks/Knives/Spoons	3,339	4.4%
10 Fishing Nets	1,849	2.5%
Totals	61,280	81.3%

Percentage of Total Top 10





NO SHORE ON

The Ocean Conservancy's International Coastal Cleanup began with a single individual concerned about the amount of trash on a local beach. She organized a beach cleanup and that idea resonated with communities around the world. Twenty-two years later, from Tampa to Taiwan, community volunteers worried about litter and marine debris are still the backbone of the International Coastal Cleanup (ICC).

Saudi Arabia

The Ocean Conservancy has established a worldwide network of ICC Coordinators who are empowered to inspire stewardship of marine environments and waterways in their countries or states. These diverse leaders are brought together under the umbrella of the International Coastal Cleanup and are provided with the training and tools necessary to start a movement for change. In essence, the Cleanup is just that: an actionable tool Coordinators bring back to their own states or countries to rally concerned citizens, civic groups, and conservation organizations to join together to make a positive difference in their communities. To support their logistical efforts, the Ocean Conservancy provides training, promotional materials, and cleanup supplies. In addition, by connecting these International Coordinators, the Ocean Conservancy also provides the support of a network of like-minded peers, which fosters a sense of camaraderie and teamwork that spans the globe.

EARTH IS FREE FROM TRASH.



Although the challenges the Coordinators face are as varied as the locations they clean up, there are many constants. From India to Indiana, volunteers collect cigarette butts and soda cans, fishing line and plastic bags. It is this kind of litter that concerned citizens are tired of seeing on the shores of their lakes, rivers, and beaches. Every year, the third Saturday of September presents an opportunity for communities to foster a sense of responsibility for litter and marine debris among their residents. For some, the Cleanup is a chance to do something tangible to beautify their local waterways. Many people join the Cleanup to teach students and children about the negative impacts of trash in the environment. Some people participate specifically to protect wildlife, and others to ensure clean water for their communities. Whatever the reason, the impact is global.

In 2006, 7,695,905 items of debris were collected worldwide. That easily translates into over 7 million fewer chances for a bird, a turtle, or a dolphin to become entangled or ingest debris that could result in a slow death. Litter strewn on the beaches in Trinidad, the lakes in the Midwest, or the rivers in South America is not just an ugly, unfortunate eyesore, but also a death trap for native wildlife, a source of pollution in much needed water supplies, and a contaminant in waterways that provide food for many people. The Ocean Conservancy's leadership combined with an empowered team of International Coordinators has created a grassroots network of volunteers in towns and cities across the world that have come together to address these critical problems.

Each of the 358,617 individuals that volunteered worldwide during the 2006 International Coastal Cleanup did so out of concern and passion, but each also followed in the footsteps of the one concerned citizen from Texas who decided to try and make a difference. With every city and town that has since joined the International Coastal Cleanup, a network has evolved around the world of communities empowered to make a global impact.

A FAMILY AFFAIR — OUTSTANDING COORDINATOR

EACH PERSON WHO GIVES UP A PRECIOUS SATURDAY MORNING TO PICK UP SOMEONE ELSE'S TRASH IS A HERO IN THE EYES OF THE OCEAN CONSERVANCY. WITH OVER 350,000 VOLUNTEERS PARTICIPATING IN THE INTERNATIONAL COASTAL CLEANUP LAST YEAR, IT IS HARD TO PICK JUST ONE TO SPOTLIGHT, SO WE PICKED A WHOLE FAMILY.

Jodie and Tim Gregory and their young children of Tampa, Florida, have been participating in the Coastal Cleanup since 2000. For six years, they've returned as a family. "We wanted the kids to understand that littering really is a big deal and to see firsthand its effects," explains Jodie.

The Gregory's participate at Cypress Point, a beautiful stretch of beach along Tampa Bay, but which any of our 186 volunteers can tell you is anything but pristine. In 2006, the ICC collected over 4,000 pounds of trash at Cypress Point, including a large television, a counter top, roof shingles, a baby pool, and countless bottles, cans, and cigarette butts.

"I asked one of my sons what the coastal cleanup meant to him and he said he likes it because we work together to help the environment and we see who can find and pick up the most trash, and that kind of competition is fun! I'm so glad to be teaching our kids that helping to keep the environment clean can be fun," says Jodie.

ICC volunteers like the Gregory's become invaluable ambassadors who remind, teach, and inspire others not to litter. As the family shows, it's never too early to start empowering future stewards. It is easier to influence young children to foster caring for each other and the environment than it is for adults who, for whatever reason, find it hard to break old habits.

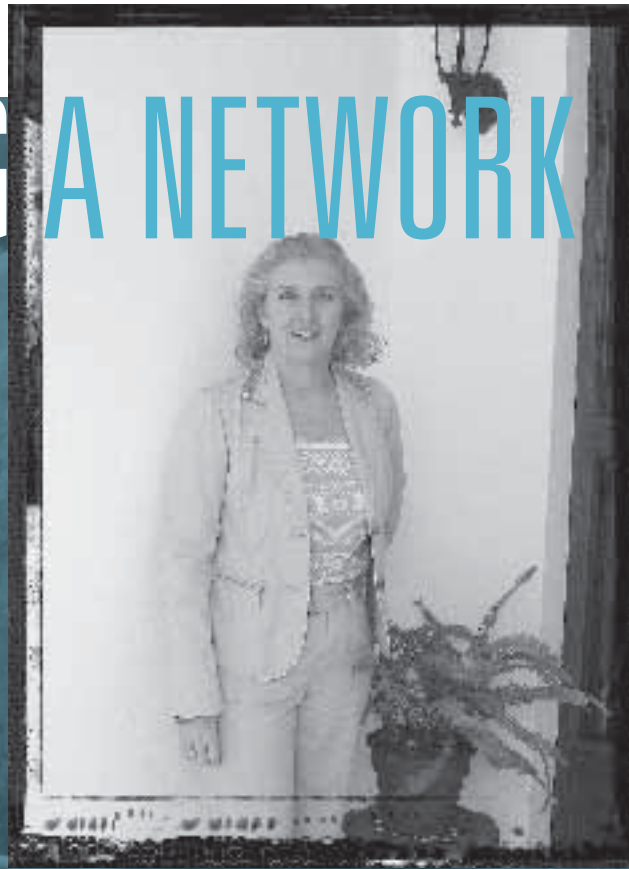


Florida



INSPIRING A NETWORK

THE SIGHT OF A GREAT MOUND OF TRASH AND DEBRIS LEFT ALEJANDRA LOPEZ DE ROMAN A WOMAN RESOLVED TO DO SOMETHING ABOUT IT. IT WAS HER FIRST ICC AND THE SIGHT MOVED HER TO COME BACK THE NEXT YEAR. THAT WAS FOUR CLEANUPS AGO AND ALEJANDRA IS NOW A LOCAL COORDINATOR BECAUSE SHE FEELS THE NEED TO DO SOME SERIOUS EFFORT IN ORDER TO STOP AND, IF POSSIBLE, REVERSE THE DAMAGE THAT RIVERS, LAKES AND THE OCEAN HAVE SUFFERED FROM HUMAN DEBRIS.



Starting in Tamaulipas and then extending across the rest of Mexico, the ICC has grown quickly throughout Alejandra's native country in the last four years, from a group of around 30 volunteers in 2003 to around 2000 in 2006. And, best of all, she was able to motivate and coordinate more than 15 Coca-Cola Plants and distributors all around Mexico.

Alejandra's club is now a leader in conservation efforts and they encourage others to become involved in environmental protection, both in the water and on land. Each year, she and her team are gaining recognition for the work they do and she finds the ICC a most rewarding experience, primarily because of the positive response she gets from people that she invites to participate: schools, universities, companies, and local authorities, too.

But, what she loves most about the ICC is the volunteers. "I enjoy the response of the volunteers of all kinds, their unselfishness and their willingness to do something positive for the environment and particularly the beaches they enjoy going to with their families," Alejandra says.

Below the Waterline: **DIVING IN**

The Ocean Conservancy's partnership with the Project AWARE Foundation has been extremely effective in the expansion of underwater cleanups across the globe. Project AWARE, a nonprofit organization working with the dive community to protect aquatic environments, has organized underwater cleanups to support the Ocean Conservancy's International Coastal Cleanup for more than a decade.

Today, Project AWARE contributes data from its underwater efforts in more than 100 countries and territories worldwide to compliment the extensive work of the Ocean Conservancy's land-based initiatives. Together, this information completes an overall picture of debris issues—from the land to rivers and lake beds to the sea floor.

"Divers have been involved in underwater cleanup activities for decades. As a diver you see firsthand the devastating effects trash can have underwater. This rubbish contaminates habitat and harms aquatic life," states Dr. Drew Richardson, Chairman, Project AWARE Foundation. "The data collected by divers and contributed to the Ocean Conservancy each year adds to the overall effort to resolve these issues."

*Sponsor Spotlight:* **BANK OF AMERICA**

Bank of America has been a proud partner of the Ocean Conservancy's International Coastal Cleanup since 2000. The International Coastal Cleanup's focus on local community action mirrors Bank of America's conviction that the health of their company is dependent on the health of their communities.

Bank of America engages its associates in environmental campaigns and networks to create awareness of environmental issues, reduce personal impacts on the environment, and build leadership skills. The International Coastal Cleanup provides Bank of America and its employees with the opportunity to participate in local hands-on environmental improvement projects with members of the community ranging from school and civic groups to families and neighbors.

For example, in 2006 Bank of America employees in Rhode Island removed debris from Second Beach with an entire second-grade class, Boy Scouts and the Rhode Island Audubon Society. In Los Angeles, over 100 employees and their family members turned out to clean up Santa Monica Beach. And in Atlanta, Georgia, employees participated in a local event along the Chattahoochee River with park rangers and other volunteer groups.

For nearly 20 years, Bank of America has been committed to integrating environmental policy in the company's operations at every level. In March of 2007, Bank of America continued to raise the bar on their environmental commitment with the announcement of an initiative to support the growth of environmentally sustainable business activity to address global climate change.



10 THINGS YOU CAN DO TO STOP MARINE DEBRIS



- 1) **Join** the Ocean Conservancy's International Coastal Cleanup.
- 2) **Clean up** your trash, even when not near the water. It's amazing that a vast majority of trash in our waterways comes from land-based activities. Even trash discarded miles inland can make it to the ocean, washed there by the rain and the winds.
- 3) **Retrieve** your monofilament fishing line. Don't leave fishing line in the water and remove others' when you find it...being careful not to tug on snagged lines that could be caught on important things below the surface.
- 4) **Contain** and properly clean spills when boating. Use oil-absorbent rags or even diapers to clean spills. The Ocean Conservancy's Good Mate program can provide you with plenty of tips for reducing your impact when on the water.
- 5) **Recycle** used motor oil and oil filters. Your local gas station should have facilities for recycling these materials. Never pour oil, paint, antifreeze, or other household chemical into an open sewer.
- 6) **Find** alternatives to household chemicals. Don't use fertilizers, pesticides, and herbicides that can wash into open waters. Use lemon juice, vinegar, and baking soda for household cleaning.
- 7) **Become** a storm drain sentry. Stencil your local drains to remind people where the things they dump there end up...and of the potential consequences.
- 8) **Use** cloth bags for groceries. Take them with you when you shop to reduce the number of plastic bags you use. In addition to being ugly, plastic bags can choke marine wildlife when mistaken for food.
- 9) Properly **dispose** of used batteries and electronics. Use your local recycling center. Electronics leach harmful chemicals into the environment. Once there, these toxic pollutants can take a long time to go away.
- 10) Contact your elected representatives. Let them know you care about marine debris and that you are watching what they do to stop it. Then, **vote** for candidates who support marine debris prevention.

Coordinators and Sponsors

ICC 2006 INTERNATIONAL
COORDINATORS

Antigua and Barbuda

David Spencer
National Solid Waste Management
Authority
Phone: 268-562-1348
Email: nswma@candw.ag

Argentina

Daniel Roller
Phone: 34-968-30-07-15
Email: rolleri@juno.com

Bahamas—Abaco

Anita Knowles
Friends of the Environment
Phone: 242-367-2721
Email:
anita@friendsoftheenvironment.org

Bahamas—Grand Bahama Island

Renamae Symonette/Erika Gates
Bahamas Ministry of Tourism
Phone: 242-352-8044
Email: rsymonette@gbmot.com

Bahamas—Nassau

Tanya Moss
Dolphin Encounters
Phone: 242-394-2200
E-mail: tanya@dolphinencounters.com

Bangladesh

S. M. Muntasir Mamun
Kewkradong
Phone: 880191-310-275
Email: muntasir@gmail.com

Barbados

Michael Thompson
National Conservation Commission
Phone: 246-425-1200
Email: ncc@caribsurf.com

Barbados

Osmond Harewood
Caribbean Youth Environmental Network
Phone: 246-423-3980
Email: osmondh@sunbeach.net

Belize

Hilberto Riverol
The Scout Association of Belize
Phone: 501-227-2168
Email: scouts@btl.net

Bermuda

Robyn Larkin
Dolphin Quest
Phone: 441-234-4464, x13
Email: rlarkin@dolphinquest.org

Brazil

Leonardo Viana
Laboratorio de Mastozoologia e Manejo
de Fauna
Phone: 031-3499-2905
Email: lviana@gmail.com

British Virgin Islands

Jasmine Bannis
Conservation & Fisheries Department
Ministry of Natural Resources & Labor
Phone: 284-494-3429
Email: jbanis@gov.vg

Goa



Canada—British Columbia

Tara Taylor
Vancouver Aquarium Marine Science
Centre
Phone: 604-659-3487
Email: tara.taylor@vanaqua.org

Canada—New Brunswick

Roshini Kassie
The Green Network—ACAP Saint John
Phone: 506-652-2227
Email: acapsj@rogers.com

Canada—Prince Edward Island

David Boyce
Southeast Environmental Association
Phone: 902-962-2705
Email: heritage@isn.net

Cayman Islands

Najah Lewis
Cayman Islands Tourism Association
Phone: 345-949-8522
Email: najah@cita.ky

Chile

Catherine Gonzalez/Miriam Fernandez
Estacion Costera de Investigaciones
Marinas (ECIM)
Phone: 56-35-431670
Email: cgonzale@bio.puc.cl

Colombia—San Andres

Enriqueta Hawkins
CORALINA
Phone: 57-8-512-8273, x105
Email: hennyhapo@yahoo.com

Costa Rica

Giovanna Longhi
Asociacion Terra Nostra
Phone: 506-228-4317
Email: glonghi@racsa.co.cr

Cyprus

Andreas Demetropoulos
Cyprus Wildlife Society
Phone: 357-22-350-316
Email: andrecws@logos.cy.net

Dominica

Terry Raymond
Dominica Youth Environment Organisation
Phone: 767-449-8012
Email: tor70@cwdom.dm

Dominican Republic

Patricia Lamelas
CEBSE, Inc.
Phone: 809-538-2042
Email: cebse@internet.codetel.net.do

Ecuador

Narcisa Cardenas Araujo/Cap. Hernan
Moreano
Programa de Manejo de Recursos Costeros
Phone: 593-42-296555
Email: narcisaambiente@yahoo.es

Ecuador—Galapagos

Cap. Miguel Mosquera B./Sergio Bazan
Fundacion Ecologica Albatros
Phone: 593-5-520061
Email: miguelgpgos@hotmail.com

Egypt

Maha Youssry/Emad Adly
Ghazala Hotels
Phone: 20-69-600150
Email: gmoffice@ghazala.com

Greece

Dimitris C. Mitsatsos/Constantinos
Triantafillou
HELMEPA
Phone: 3-010-9341233
Email: helmepa@helmepa.gr

Grenada

Dr. Clare Morrall
St. George's University
Phone: 473-444-4175, x2360
Email: cmorrall@sgu.edu

Guatemala

Milthon Cardenas/Marlon Lopez
Eco Pro Diver
Phone: 502-2478-2285
Email: ecoprodiver@pro-diver.com

Guyana

Trevor Benn
GuyberNet
Phone: 592-223-8251
Email: gybernet@networksgy.com

Haiti

Jean W. Wiener
Phone: 305-365-3662
Email: jwwiener@aol.com

Hong Kong

Thierry T.C. Chan
Civic Exchange
Phone: 852-28930213
Email: thierrychan@civic-exchange.org

India

Captain Rajan Vir
Indian Maritime Foundation
Phone: 91-20-26120785
Email: indmarfdn@eth.net

Indonesia

Hani Taufik
Yayasan JARI
Phone: 62-370-636040
Email: boeni@mataram.wasantara.net.id

Israel

Ronen Alkalay
Marine and Coastal Division
Ministry of the Environment
Phone: 972-56233057
Email: ronene@sviva.gov.il

Jamaica

Angella O'Meally
National Environmental Societies Trust
(NEST)
Phone: 876-969-6502
Email: contact@nestjamaica.com

Japan—JEAN

Yoshiko Ohkura (Int'l Relations)/Azusa
Kojima—Director
Japan Environmental Action Network
(JEAN)
Phone: 81-42-322-0712
Email: y_ohkura@jean.jp

Japan—Okinawa (Ryukyu Islands)

Edo Heinrich-Sanchez/Kenny Ehman
Okinawa O.C.E.A.N.
Phone: 81-98-965-5371
Email: edo@okinawaocean.org

Kenya

Fred Sewe
Nairobi Keen Kleeners Ltd
Phone: 254-20-828311/12
Email: fsewe@keen-kleeners.com

Malaysia

Jesse Siew/Maizura Mazlan
The Body Shop West Malaysia
Phone: 603-563-24313
Email: jesse.siew@thebodyshop.com.my

Malta

Vince Attard
Nature Trust (Malta)
Phone: 356 21 248558
Email: info@naturetrustmalta.org

Mexico—Baja

Cristina Liberati
Center for Coastal Studies
Phone: 52-613-13-60-350
Email: cliberati@fieldstudies.org

Mexico—Colima

Lidia Silva Iniguez
Universidad de Colima
Phone: 314-331-1205, x53225
Email: silvainiguez@hotmail.com

Mexico—Quintana Roo*Yael Bali*

Ecocaribe A.C.

Phone: 52-998-8830720

Email: yael@cancun.com.mx

Mexico—Sonora*Kenia Castaneda Nevarez*Intercultural Center for the Study of
Deserts and Oceans (CEDO, A.C.)

Phone: 52-638-2-34909

Email: kenia25@yahoo.com

Mexico—Tamaulipas*Alejandra Lopez de Roman*

Club Regatas Corona, A.C.

Phone: 52-833-213-1054

Email: covadonga8@yahoo.com

Netherlands Antilles—Bonaire*Imre Esser/Corine Gerharts*

Sea Turtle Conservation Bonaire (STCB)

Phone: 599-717-5074

Email: imreaida@infobonaire.com

Netherlands Antilles—Saba*David Kooistra*

Saba Conservation Foundation

Phone: 011-599-416-3295

Email: snmp@unspoiledqueen.com

Netherlands Antilles—St. Maarten*Jadira Veen*

Sint Maarten Pride Foundation

Phone: 599-523-1188

Email: bernveen@yahoo.com

Nigeria*Prince Ene Baba-owoh*

Clean-Up Nigeria

Phone: 234-1-4816069

Email: cleanup_nig@yahoo.com

Norway*Alec Riedel*

International School of Stavanger

Phone: 47-51-55-91-00

Email: ARiedel@isstavanger.no

Panama*Miguel Zimmermann/America Tunon**Batista*(ANCON) Asociacion Nacional para la
Conservacion de la Naturaleza

Phone: 507-314-0060

Email: ancon_pa@cwpanama.net

Peru*Erika V. Pariamachi Medina/Arturo E.**Alfaro Medina*

VIDA

Instituto para la Proteccion del Medio
Ambiente

Phone: 51-429-4768

Email: carpinterika@yahoo.com

Philippines*Geronimo P. Reyes/Samuel Umandap*International Marinelife Alliance—
Philippines

Phone: 632-927-3217

Email: reyesgerry@yahoo.com

Project AWARE (Japan)*Shuichi Kobayashi*

Project AWARE (Japan)

Phone: 81-3-5721-1731

Email: planning@padi.co.jp

**Project AWARE Foundation
(Americas)***Lauren Wiskerson/Jenny Miller Garmendia*

Project AWARE Foundation (Americas)

Phone: 949-858-7657, x2557

Email:

lauren.wiskerson@projectaware.org

**Project AWARE Foundation
(Asia Pacific)***Joanne Marston*

Project AWARE Foundation (Asia Pacific)

Phone: 612-9451-2300, x248

Email: joannem@projectaware.org.au

**Project AWARE Foundation
(Europe)***Luigi Trevisi*

Project AWARE Foundation (Europe)

Phone: 41-0-52-243-32-32

Email: aware@padi.ch

**Project AWARE Foundation
(International)***Domino Albert/Suzanne Pleydell*Project AWARE Foundation
(International)

Phone: 044-117-300-7313

Email: dominoa@projectaware.org.uk

PADI Nordic—Norway*Jan Moller Busch*

PADI Norway AS

Phone: 47-22-80-55-20

Republic of Korea*Sun Wook Hong*

Korea Marine Rescue Center

Phone: 82-55-638-2646

Email: oceanook@kornet.net

Singapore*N Sivasothi/Angeline Tay*Raffles Museum of Biodiversity Research,
NUS

Phone: 65-6874-8869

Email: sivasothi@nus.edu.sg

South Africa—Cape Town*John Kieser*

Coastal Cleanup—South Africa

Phone: 27-21-789-1037

Email: petrel@webmail.co.za

South Africa—KwaZulu-Natal*Wayne Munger*

KwaZulu-Natal Wildlife

Phone: 27-31-274-1150

Email: munggerw@kznwildlife.com

St Kitts and Nevis—Nevis*Miriam Knorr*

Nevis Historical & Conservation Society

Phone: 869-469-9423

Email: morningmist@sisterisles.kn

St Kitts and Nevis—St Kitts*Randolph Edmead/Andy Blanchette*Department of Physical Planning and
Environment

Phone: 869-465-2277

Email: doeskn@caribsurf.com

St Lucia*Marcia Dolor*

Caribbean Youth Environment Network

Phone: 758-454-6283

Email: marcydee@hotmail.com

St Vincent and Grenadines*Anita John*JEMS Environmental Management
Services

Phone: 784-457-2676

Email: animius2003@yahoo.com

Taiwan*Ted Chang*

Kuroshio Ocean Education Foundation

Phone: 886-3-8334-133

Email: kuroshio@seed.net.tw

Thailand*Vorasuntharosot Vorapong*

Pacific Plastics/Dow Chemicals

Phone: 662-381-1038

Email: vvorapong@dow.com

Trinidad and Tobago*Zakiya Uzoma-Wadada*Caribbean Network for Integrated Rural
Development

Phone: 868-645-6458

Email: cnird@carib-link.net

Turkey*Yasemin Cagatay*Turkish Marine Environment Protection
Association (TURMEPA)

Phone: 90-216-310-9301

Email: yaseminc@koc.com.tr


Turks and Caicos Islands*Michelle Gardiner*

Cleanup TCI

Phone: 649-241-8093

Email: mfgardiner@tcipay.tc

Washington, DC



United Arab Emirates

Ahmed Bin Byat/Ibrahim Al-Zubi
Emirates Diving Association
Phone: 971-4-3939390
Email: edadiver@emirates.net.ae

United Kingdom

Emma Snowden
Marine Conservation Society
Phone: 01989-561590
Email: emma.snowden@mcsuk.org

Venezuela

Ernesto Estevez/Janethe Gonzalez
FUDENA
Phone: 58-212-238-1761
Email: eestevez@fudena.org.ve

Vietnam

Thu Hue Nguyen
International Marine Alliance
Phone: 84-4-5729949
Email: nthue@marine.org

ICC 2006 US STATE/TERRITORY
COORDINATORS

Alabama

Amy King
ADCNR State Lands Division Coastal
Section
Phone: 251-929-0900
Email: amy.king@dcnr.alabama.gov

Alaska

Lissa Kramer
Phone: 218-341-4241
Email: kramer_lissa@yahoo.com

American Samoa

Pelema Kolise
American Samoa Environmental
Protection Agency
Phone: 684-633-2304
Email: pelasgepa@yahoo.com

Arizona

Linda Stiles
Arizona Clean & Beautiful
Phone: 602-262-2532
Email: llstiles@qwest.net

California

Eben Schwartz/Chris (Christiane) Parry
California Coastal Commission
Phone: 415-904-5210
Email: eschwartz@coastal.ca.gov

Connecticut

Emily Schaller
Save the Sound, Inc.
Phone: 203-354-0036
Email: eschaller@savethesound.org

Delaware

Jennifer Hall
DE Department of Natural Resources &
Environmental Control
Phone: 302-739-9902
Email: jennifer.hall@state.de.us

District of Columbia

Melanie Star Wilson
Video Action
Phone: 202-338-1094
Email: melanie_star_wilson@yahoo.com

Florida

Kathryn Novak
Ocean Conservancy
Phone: 727-895-2188, x23
Email: knovak@oceanconservancy.org

Georgia

Mitch Russell
Department of Natural Resources
Phone: 404-362-6536, x3
Email: mitch_russell@dnr.state.ga.us

Guam

Vange Lujan
Guam International Coastal Cleanup
Committee
Phone: 671-475-9672
Email: vangelujan@yahoo.com

Hawaii

Christine Woolaway
Friends of Honolulu Parks & Recreation
Phone: 808-753-3311
Email: chris@woolaway.com

Illinois

Stephanie Smith/Frances Canonizado
Alliance for the Great Lakes
Phone: 312-939-0838, x228
Email: fcanonizado@greatlakes.org

Indiana

Stephanie Smith
Alliance for the Great Lakes
Phone: 312-939-0838, x226
Email: ssmith@greatlakes.org

Louisiana

Karen Fisher-Brasher
LA Department of Environmental Quality
Phone: 225-219-3265
Email: karen.fisher-brasher@la.gov

Maine

Theresa Torrent-Ellis
Maine Coastal Program
Phone: 207-287-2351
Email: theresa.torrent-ellis@maine.gov

Maryland

Joyce Ponsell/Nadine Miller
Assateague Coastal Trust
Phone: 410-641-8552
Email: escnady@dmv.com

Maryland

Geri Schlenoff
Phone: 410-616-9436
Email: gerischlen@comcast.net

Massachusetts

Pauline Westhaver
Urban Harbors Institute
Phone: 617-287-5570
Email: coastswEEP@umb.edu

Michigan

Jamie Cross
Alliance for the Great Lakes
Phone: 616-850-0745, x12
Email: jcross@greatlakes.org

Minnesota

Erin Zoellick
Great Lakes Aquarium
Phone: 218-740-3474
Email: ezoellick@glaquarium.org

Mississippi

Lauren Thompson
MS Department of Marine Resources
Phone: 228-523-4053
Email: lauren.thompson@dmr.state.ms.us

Montana

Karen McKinnon
Helena Scuba
Phone: 406-442-4334
Email: divewithglen@msn.com

Nebraska

Jane Polson
Keep Nebraska Beautiful
Phone: 402-486-4562
Email: jpolson@knb.org

New Hampshire

Jen Kennedy
Blue Ocean Society for Marine
Conservation
Phone: 603-431-0260
Email: jen@blueoceansociety.org

New Jersey—ALO

Carol Elliot/Jason Koralja
Alliance for a Living Ocean
Phone: 609-492-0222
Email: livingoceanalo@comcast.net

New Jersey—COA

Kari Jermansen
Clean Ocean Action
Phone: 732-872-0111
Email: outreach@cleanoceanaction.org

New Jersey—NJDEP

Eileen Thornton
NJ Department of Environmental
Protection
Phone: 609-633-0634
Email: ethornton@dep.state.nj.us

New York

Barbara Cohen/Don Reipe
American Littoral Society
Phone: 718-471-2166
Email: alsbeach@aol.com

North Carolina

Judy Bolin
North Carolina Big Sweep Statewide
Headquarters
Phone: 919-366-3888
Email: ncbigsweep@bellsouth.net

North Dakota

Randy Kraft
SCUBA One
Phone: 701-667-1312
Email: scubaone@scubaone.com

Ohio

Jill Woodyard/Linda Zmudzinski
Ohio Lake Erie Commission
Phone: 419-245-2514
Email: jill_woodyard@ameritech.net





Mississippi

Oklahoma

Tom Rhodes
 Grand Divers Supply
 Phone: 918-256-4490
 Email: granddivers@yahoo.com

Oregon

Bev Ardueser
 SOLV
 Phone: 503-844-9571, x331
 Email: bev@solv.org

Pennsylvania

Leni Herr
 Verizon TelecomPioneers
 Phone: 610-488-6629
 Email: leniherr@aol.com

Project AWARE Foundation (Americas)

Lauren Wiskerson/Jenny Miller Garmendia
 Project AWARE Foundation (Americas)
 Phone: 949-858-7657
 Email: lauren.wiskerson@projectaware.org

Puerto Rico

Alberto Marti
 Scuba Dogs
 Phone: 787-783-6377
 Email: limpieza@scubadogs.net

Rhode Island

Eugenia Marks/July Lewis
 Audubon Society of Rhode Island
 Phone: 401-949-5454
 Email: emarks@asri.org

South Carolina—Coastal

Susan Ferris Hill
 SC Sea Grant Consortium
 Phone: 843-727-2078
 Email: susan.ferris.hill@scseagrant.org

South Carolina—Inland

David Lansbury
 Land, Water and Conservation Division
 Phone: 843-953-9335
 Email: lansburyd@dnr.sc.gov

South Dakota

Dennis Lively
 High Plains Diving & Mick's Scuba Center
 Phone: 605-484-2215
 Email: dlively@rapidnet.com

Texas

Renee' Tuggle
 Texas General Land Office
 Phone: 512-463-5057
 Email: renee.tuggle@glo.state.tx.us

Texas—Inland

Laura Turner
 Keep Texas Beautiful
 Phone: 512-478-8813
 Email: laura@ktb.org

U.S. Virgin Islands—St. Croix

Marcia Taylor
 University of the Virgin Islands
 Phone: 340-692-4046
 Email: mtaylor@uvi.edu

US Virgin Islands—St. Thomas/St. John

Elizabeth Ban
 University of the Virgin Islands
 Phone: 340-693-1392
 Email: eban@uvi.edu

Utah

Cavett Eaton
 The Living Planet Aquarium
 Phone: 801-355-3474
 Email: cavett.e@thelivingplanet.com

Vermont

Britta Hinrichsen
 Phone: 802-763-8347
 Email: bhinrichsen@vermontlaw.edu

Virginia

Katie Register
 Clean Virginia Waterways
 Phone: 434-395-2602
 Email: cleanva@longwood.edu

Washington

Joan Hauser-Crowe
 WA State Parks
 Phone: 360-902-8582
 Email: joanh@parks.wa.gov

Wisconsin

Kae DonLevy
 Phone: 414-588-0617
 Email: kdonlevy@aol.com

International Sponsors

Bahamas—Abaco

Ministry of Tourism Abaco Office

Belize

The Scout Association of Belize
Protected Areas Conservation Trust
Mesoamerican Barrier Reef Systems
Project (MBRS)

Belize Tourism Board

Mena Group

Tunich Nah

Coastal Zone Management Authority &
Institute (CZMAI)

Bowen & Bowen Ltd.

Hofius Limited

Belize Audubon Society

Augusto Quan Ltd.

Bermuda

Dolphin Quest Bermuda

Keep Bermuda Beautiful (KBB)

British Virgin Islands

Conservation & Fisheries

Ocean Conservancy

Tico Wines & Spirit

Chile

Coordinación General

Estación Costera de Investigaciones
Marinas, Pontificia Universidad Católica
de Chile

DIRECTEMAR, Armada de Chile

Auspiciadores Naciona

Cola Cola, Chile

Esva

ChileTabacos

Auspiciadores Locales

ENAP, Empresa Nacional del Petróleo

Empresas Portuarias de Valparaíso

Empresas Portuarias de San Antonio

Patrocinadores

Ilustre Municipalidad de La Ligua

Ilustre Municipalidad de Papudo

Ilustre Municipalidad de Zapallar

Ilustre Municipalidad de Quinteros

Ilustre Municipalidad de Concón

Ilustre Municipalidad de Valparaíso

Ilustre Municipalidad de Juan Fernández

Ilustre Municipalidad de Isla de Pascua

Ilustre Municipalidad de Algarrobo

Ilustre Municipalidad de El Quisco

Ilustre Municipalidad de El Tabo

Ilustre Municipalidad de Cartagena

Ilustre Municipalidad de San Antonio

Ilustre Municipalidad de Navidad

Ilustre Municipalidad de Coquimbo

Ilustre Municipalidad de Porvenir

Comisión Nacional de Medio Ambiente,
V Región

Ejército de Chile

Fuerza Aérea de Chile

Facultad de Ciencias Biológicas, Pontificia
Universidad Católica de Chile

Facultad de Oceanografía, PUCV

CODEFF, Comité Nacional Pro Defensa de
la Flora y Fauna

Voluntarios

ONG Chinchimén

Agrupación Cultural Bosque y Mar de
Zapallar

Biología Centros de Estudiantes de

Biología Marina, Ingeniería Ambiental
y Oceanografía

Cruz Roja, Chile

Greenpeace, Chile

Agrupaciones de Buceo de Chile

Escuelas de Enseñanza Básica y Media

Sindicatos de Pescadores

Agrupaciones de Scouts

Defensa Civil

Compañías de Bomberos

Agrupaciones comunitarias

Greece

HELMEPA

Guyana

Church's Chicken

Ansa McAl

Nigel's Supermarket

Medi-Care Pharmacy

Royal Castle

AINLIM Group of Companies

Guyana Tourism Authority

Solid Waste Management

Cevon's Waste Management

Hong Kong

M at the Fringe

Environmental Protection Department

India

Indian Maritime Foundation, Pune

National Defence Academy, Khadakwasla

The Rotary Club of Pune Central

The Rotary Club of Pune Airport

WWF—India, Pune Division

Vanaz Industries, Pune

Technofour, Pune

Pune Municipal Corporation

Manisha Construction Co. Ltd.

Tooltech Software India Pvt. Ltd.

Israel

Clean Up Israel

Tnuva Alon Tavor

Kayak 4 All

Ztofi Yam Yaffo (Jaffa Marine Scout)

Hahevra Haklkalit Herzlia, Marina
Herzelia

Reef Diving Center

Israeli Diffence Force (Zahal)

Ruppin Marine Academic Center

Shomrey Hamifraz

Japan—Jean

Amway Nature Center

Blue Moon Blue Co., Ltd.

Circle K Sankusu Co., Ltd.

El Publishing Co., Ltd. "everblue"

e-machitown Co., Ltd.

ExxonMobile Japan

Sapporo Brewery Ltd.

The Beverage Industry Environment
Beautification Association

Japan—Okinawa

Otsuka Pharmaceutical Co. Ltd.
otsuka.co.jp

Mei Kyu Kai - Golden Baseball Players
Club meikyukai.co.jp

Kyoto Broadcasting System Co. Ltd. (KBS)

The Nippon Foundation
nippon-foundation.or.jp/eng

Karahai Company
karahai.com

Tabata Home Centers Uruma City
Ishikawa

Okinawa Taiken Gakushu Kenkyu Kai
niraikanai.co.jp

HOT COMMUNICATION INC.
hot-cc.com

Coconut Moon Beach Bar & Café

Maeda Diver's House maedamisaki.com

Kenya

Bamburi Cement Ltd

Safaricom Ltd

Keen Kleeners Ltd

Magadi Soda Ltd

Whitesands Beach Resort

Nyali Beach Hotel

Eco-ethic Kenya Chapter

Kenya Marine & Fisheries Research
Institute

Global Development for Peaceful
Environments

Indian Ocean Beach Club

Malaysia

The Coca-Cola Company

Dow Chemical Malaysia

Malaysian Fisheries Society

Universiti Putra Malaysia

México—Colima

CENTRO ECOLÓGICO DE CUYUTLÁN
“EL TORTUGARIO”
UNIVERSIDAD DE COLIMA
AYUNTAMIENTO MUNICIPAL DE ARMERÍA
AGROPECUARIA TERRANOVA SA DE CV
GRUPO COLIMAN

México—Manzanillo

UNIVERSIDAD DE COLIMA
HOTEL TESORO
SECRETARÍA DE TURISMO DEL ESTADO
MARISCOS LA HUERTA
AGROPECUARIA TERRANOVA SA DE CV
GRUPO COLIMAN
CLUB SANTIAGO
API DE MANZANILLO
COMITÉ DE PLAYAS LIMPIAS DE
MANZANILLO

México—Tamaulipas

MUNICIPIOS DE TAMPICO, CD. MADERO
Y ALDAMA.
CLUB DE REGATAS CORONA
GRUPO TAMPICO—COCA COLA
B.A.S.F.
PATRONATO PLAYA DE MIRAMAR
DUPONT TITANIUM TECHNOLOGIES
TRANSPORTES UNIDOS TAMPIQUEÑOS
EL PARAISO, DESARROLLO TURISTICO
API TAMPICO
FUMIGACIONES TAMAULIPAS Y
GERONIMO
JERONIMO GONZALEZ

Netherland Antilles—Saba

Saba Island Government, Harbor Master
and Public Works Dept.
Saba Lions and Leos Club
Saba Conservation Foundation
Saba Sea Scouts
Big Rock Market and Engineering
Corner Imports
JRs
My Store
Sea Saba, Saba Divers and Scouts Place
Unique Store

Nevis—St Kitts and Nevis

UNEP
Four Seasons Resort Nevis
Galipot Restaurant
Ram's
Nelson Spring Water
St. Kitts and Nevis Trading and
Development Company
Carib Breweries

Panama

THE SHELL COMPANY LTD PANAMA
REFRESCOS NACIONALES, S.A.
FRANQUICIAS PANAMEÑAS
SYNGENTA, S.A.
HOTEL INTERCONTINENTAL MIRAMAR
PANAMA
POLYMER
BONLAC, S.A.
ALCALDÍA DE PANAMA
PRODUCTOS ALIMENTICIOS PASCUAL, S.A.
KOMEX INTERNATIONAL (TANDOR
COMERCIAL, S.A.)
INDUSTRIAS LACTEAS, S.A.
DEL PRADO, CONSERVAS PANAMEÑAS
SELECTAS, S.A.
SERVICIOS DE EMERGENCIAS MEDICAS
MOVILES (SEMM)
SAFE T. SUPPLY, S.A.
INSTITUTO PANAMEÑO DE TURISMO
COCA COLA FEMSA
HIELO FIESTA, S.A.
AGUAS CRISTALINAS, S.A.
PANAPATY, S.A.
DARSEG, S.A.
SUGAVEL, S.A.
CERVECERIA BARU PANAMA
MANZANILLO INTERNATIONAL
TERMINAL
COOPEDUC
PLASTIGOL.SA
COOPERATIVA DE AHORROS Y
CREDITOS (AUXILIARES DE
ENFERMERIA Y AFINES)

Singapore

NIL

Taiwan

KAOHSIUNG CITY GOVERNMENT

Thailand

Map Ta Phut Industrial Estate Office
Tourism Authority of Thailand
The Siam Cement and Dow Chemical
Group of Joint Venture Companies
Alliance Refining Company Limited
Siam Cement Group Chemicals
Bangkok Synthetics Company Limited
HMC Polymers Company Limited
Eastern Water Resources Development
and Management Public Company
Limited
Bangkok Industrial Gas Company Limited
LANXESS (Thailand) Co., Ltd.
Thai Pure Drink Co., Ltd.
Coca-Cola (Thailand)



Trinidad & Tobago

Coca-Cola
West Indian Tobacco Company Limited
bp Trinidad
National Petroleum Marketing Company
Limited
Colonial Life Insurance Company Limited
Johnson & Johnson (Trinidad) Limited

Turkey

DOGUS COCUK
KOROPLAST
ALCAN
MNG KARGO

United States Sponsors

Alabama

Sea Turtle Sponsors

ADCNR State Lands, Coastal Section
Alabama PALS
Bebo's Car Wash
Baldwin County Commission
ExxonMobile
Vulcan Materials

Dune Sponsors

Alabama Gulf Coast Convention & Visitors Bureau
Baldwin EMC
Mobile National Estuary Program
The Original Oyster House

Pelican Sponsors

City of Gulf Shores
City of Orange Beach
Ike's Beach Service
Mississippi-Alabama Sea Grant

Seagull Sponsors

Ineos-Phenol
Mitsubishi Polysilicon
Mobile Bay Sierra Club
Partners for Environmental Progress

In-Kind Sponsors

Alabama Department of Environmental Management
Compass Marketing / Southern Breeze Magazine
The Ocean Conservancy

Connecticut

Kayak for a Cause
Patagonia Westport

Delaware

Delmarva Power
Accomack County, Virginia
Assateague Coastal Trust
Chincoteague Chamber of Commerce
Chincoteague National Wildlife Refuge—US Fish & Wildlife Service
Chincoteague Volunteer Fire Company
City of Salisbury, Maryland

Clean Ocean Action Beach Sweeps
Clean Virginia Waterways
Colombia Ski Club—Colombia, Maryland
Delaware Adopt-A-Beach Program
Delaware Dept. of Natural Resources and Environmental Control
Dune Patrol—Ocean City, Maryland
Longwood University
Nanticoke Watershed Alliance
NASA—Wallops Flight Facility
Nassawango Creek Stewardship Committee—TNC
Phillip Morris USA
Playtex Family Products
Pocomoke River Canoe Company
Salisbury Zoological Park
Sierra Club
Sorooptimist International of Talbot County, Maryland
Sudlersville Middle School Ecology Corps
The Nature Conservancy of New Jersey—Delaware Bayshores Program
The Nature Conservancy—Virginia Coast Reserve
The Ocean Conservancy
Town of Chincoteague, Virginia
Town of Ocean City, Maryland
Virginia Coastal Program, Dept. of Environmental Quality
Virginia Dept. of Conservation and Recreation
Virginia Dept. of Game and Fisheries
Virginia Eastern Shorekeeper

Georgia

Georgia Power
Canon
Coca-Cola
International Paper
UPS
BellSouth
Georgia Ports Authority
MeadWestvaco
Plum Creek timber
Oglethorpe Power

Illinois

Illinois Environmental Protection Agency
Brunswick Public Foundation
ITW Hi-Cone
Recreational Equipment, Inc. (REI)
Hong Kong Shanghai Banking Corporation (HSBC)

In Kind Sponsors

Whole Foods Market—Evanston, Illinois
Peggy Notebaert Nature Museum
Recreational Equipment, Inc. (REI)
McCormick Tribune Freedom Museum

Indiana

Indiana Coastal Management Program

Maryland

National Aquarium in Baltimore
NOAA (National Oceanic and Atmospheric Administration)
National Parks Service
National Public Lands Day

Michigan

L.C. and Margaret Walker Foundation

Minnesota

Top Donors
Minnesota Power
WLSSD

Other Donors

Minnesota Sea Grant - UMD

In-Kind Sponsors

City of Duluth
Grandma's Restaurant Company
InnerSpace SCUBA
MN Lake Superior Coastal Program
MN Pollution Control Agency—Duluth Raven & Associates

Mississippi

Mississippi Department of Marine Resources
Chevron Pascagoula Refinery
Outback Steakhouse
The Home Depot
Mississippi-Alabama Sea Grant Consortium
National Oceanic and Atmospheric Administration

Nebraska

Keep Lincoln and Lancaster County Beautiful
Lincoln-Lancaster County Health Department
Lake Maloney Homeowners Association
Boy Scouts of America
Central Nebraska Public Power & Irrigation District
Keith County Chamber of Commerce
Nebraska Game & Parks
Keep Chadron Beautiful—Nebraska Dept. Environmental Quality
Whitney 4-H Club
Whitney Irrigation District
Solid Waste Agency of Northwest Nebraska



Oregon



New Hampshire

NH Coastal Program, administered by the
NH Dept. of Environment
Waste Management
Starbucks Coffee
NH Division of Parks and Recreation
Portsmouth Regional Hospital
Wentworth-Douglas Hospital
Seacoast Coca-Cola
Applecrest Farm Orchards
City of Portsmouth, NH

Ohio

Ohio Lake Erie Commission
Ohio Department of Natural Resources
Put-in-Bay Chamber of Commerce
Maumee RAP/TMACOG
AquaMasters of Lakewood
Old Woman Creek
Friends of Magee Marsh
Miller Boat Line
Friends of Lake Erie
New Wave Dive Shop

Oregon

Major Sponsors

AAA Oregon
Fred Meyer
Portland General Electric
Starbucks Coffee Co.
The Confederated Tribes of Grand Ronde
through the Spirit Mountain
Community Fund
Umpqua Bank

Other Sponsors

Clear Channel Radio
KGW Northwest NewsChannel 8
Oregon Parks & Recreation Department
Subaru

Pennsylvania

Verizon TelecomPioneers
City of Allentown
Coca Cola
Pepsi
WalMart
Altria
Binney & Smith Crayons
Hatfield Meats
Service Electric News 2
PA State Representative Douglas Reichy

Rhode Island

ABC6
Amgen
BJ's Wholesale Club
Dunkin' Donuts
Earth Day Rhode Island
Fidelity Investments
Narragansett Bay Commission
Rhode Island Mobile Sportfishermen
Rhode Island Resource Recovery
Corporation
Rhode Island Turnpike & Bridge Authority
Washington Trust

South Carolina

Applied Technology & Management (ATM)
BP Cooper River Plant
Ben & Jerry's of Charleston
Charleston City Marina
Coastal Expeditions
Duke Power
Hilex Poly Co., LLC
Piggly Wiggly Carolina Co.
South Carolina Ports
Universal Data Solutions

Texas

Shell Oil Company
Rowan Companies, Inc.
Magid Glove and Safety Manufacturing
Company
Newfield Exploration Company
Lyondell Chemical Company
Halliburton
Flint Hills Resources

USVI-St. Croix

University of the Virgin Islands
VI Waste Management Authority

Virginia

Longwood University
Philip Morris USA
The Ocean Conservancy
Virginia Coastal Program, VA Dept. of
Environmental Quality
Virginia Department of Conservation and
Recreation
Virginia Eastern Shorekeeper
Delmarva Power

Wisconsin

Wisconsin Coastal Management Program
Environmental Management
Corporation, A BOC Company



Virginia

Washington

Wisconsin

Totals

1

2006 ICC FACTS AND FIGURES



Delaware

					311,628
					44,420
					212,909
					188,328
					183,742
					366,480
					50,476
					186,722
					369,392
					42,585
					18,224
					18,083
					158,613
					36,279
					16,207
					9,553
					13,755
					5,412
					2,881
					44,937
					11,462
					6,362
					3,807
					8,482
					2,088
					33,028
					50,967
					17,769
					26
Clothing/Shoes	4	9,542	2,357	6,703	1,346,319
Cups/Plates/Forks	1	357	141	62	20,362
Food Wrappers	3	482	60	388	61,703
Pull tabs	8	834	368	43	40,010



Argentina
Australia
Bahamas
Bahrain
* Bangladesh
Barbados
Belize
Bermuda

Brazil
British Virgin Islands
Bulgaria
Canada
Cayman Islands
Chile
* China
Colombia—San Andres

Costa Rica
Cuba
Cyprus
Denmark
Dominica
Dominican Republic
Ecuador
Egypt

* El Salvador
Fiji
Germany
Greece
Grenada
Guyana
Honduras
Hong Kong

India
* Iran
* Ireland
Israel
Jamaica
Japan
Kenya
* Kuwait



- * Malawi
- Malaysia
- Malta
- Mexico
- Netherlands Antilles
- New Zealand
- Norway
- * Palau

- Panama
- Peru
- Philippines
- Poland
- Republic of Korea
- Saudi Arabia
- Singapore
- South Africa

- St Kitts & Nevis
- St Lucia
- Taiwan
- Tanzania
- Thailand
- Trinidad and Tobago
- Turkey
- United Arab Emirates

- United Kingdom
- United States
- Uruguay
- Venezuela

* Indicates new country participation for 2006.

2006 ICC WORLDWIDE PARTICIPATION

Country	LAND			UNDERWATER			TOTAL		
	People	Pounds	Miles	People	Pounds	Miles	People	Pounds	Miles
Argentina	623	7,503	13	24	280	4	647	7,783	17
Australia	–	–	–	9	60	–	9	60	0
Bahamas	170	3,110	40	10	30	1	180	3,140	41
Bahrain	32	376	33	–	–	–	32	376	33
Bangladesh	80	510	14	–	–	–	80	510	14
Barbados	56	3,025	2	–	–	–	56	3,025	2
Belize	983	7,721	32	30	525	4	1,013	8,246	36
Bermuda	153	1,380	3	–	–	–	153	1,380	3
Brazil	13,762	84,145	163	390	2,113	41	14,152	86,258	204
British Virgin Islands	142	1,185	5	20	380	0.3	162	1,565	5.3
Bulgaria	20	1,125	0.7	28	34	.7	48	1,159	1.4
Canada	26,132	116,724	3,499	424	21,830	10	26,556	138,554	3,509
Cayman Islands	9	110	1	28	620	3	37	730	4
Chile	6,689	210,068	245	8	1,665	2	6,697	211,733	247
China	30	111	15	–	–	–	30	111	15
Colombia—San Andres	10	80	2	15	30	3	25	110	5
Costa Rica	915	3,127	16	40	531	3	955	3,658	19
Cuba	–	–	–	47	1,006	4	47	1,006	4
Cyprus	321	885	143	30	2,210	809	351	3,095	952
Denmark	30	89	2	–	–	–	30	89	2
Dominica	779	15,178	24	39	1,130	0.1	818	16,308	24.1
Dominican Republic	303	2,050	2	72	1,250	0.3	375	3,300	2.3
Ecuador	458	9,725	6	33	76,901	0.8	491	86,626	6.8
Egypt	1,643	2,734	24	36	104	8	1,679	2,838	32
El Salvador	3	80	0.3	5	320	0.3	8	400	0.6
Fiji	30	6,720	0.7	–	–	–	30	6,720	0.7
Germany	17	1,544	2	15	1,103	–	32	2,647	2
Greece	1,929	23,052	59	32	499	4	1,961	23,551	63
Grenada	155	2,129	17	22	50	4	177	2,179	21
Guyana	185	5,355	2	–	–	–	185	5,355	2
Honduras	21	1,900	0.7	9	150	0.5	30	2,050	1.2
Hong Kong	2,508	23,653	38	109	157	0.7	2,617	23,810	38.7
India	5,521	59,716	63	–	–	–	5,521	59,716	63
Iran	80	552	746	104	772	1,427	184	1,324	2,173
Ireland	10	75	2	–	–	–	10	75	2
Israel	911	5,850	13	92	2,646	4	1,003	8,496	17
Jamaica	1,983	25,755	22	4	450	0.3	1,987	26,205	22.3
Japan	16,282	31,122	1,668	596	7,082	30	16,878	38,204	1,698
Kenya	1,014	8,287	145	22	327	2	1,036	8,614	147
Kuwait	86	256	0.7	–	–	–	86	256	0.7
Malawi	–	–	–	1,000	8,074	7	1,000	8,074	7
Malaysia	504	3,363	5	46	552	2	550	3,915	7
Malta	4	120	0.4	–	–	–	4	120	0.4
Mexico	4,852	114,245	136	62	780	8	4,914	115,025	144
Netherlands Antilles	314	3,480	34	87	1,149	5	401	4,629	39
New Zealand	3	225	0.4	4	5	0.7	7	230	1.1
Palau	115	800	4	29	1,250	0.8	144	2,050	4.8
Panama	6,087	86,257	34	35	410	501	6,122	86,667	535
Peru	5,300	134,064	11,799	–	–	–	5,300	134,064	11,799
Philippines	25,427	295,490	242	167	1,230	1	25,594	296,720	243

Country	LAND			UNDERWATER			TOTAL		
	People	Pounds	Miles	People	Pounds	Miles	People	Pounds	Miles
Poland	32	-	-	11	-	-	43	0	0
Republic of Korea	3,536	685,374	55	119	28,680	0.8	3,655	714,054	55.8
Saudi Arabia	-	-	-	60	1,323	0.4	60	1,323	0.4
Singapore	1,865	16,583	7	-	-	-	1,865	16,583	7
South Africa	8,895	57,793	363	64	375	2	8,959	58,168	365
St Kitts and Nevis	235	4296	14	6	70	0.6	241	4,366	14.6
Taiwan	626	1,321	2	-	-	-	626	1,321	2
Tanzania	5	441	100	-	-	-	5	441	100
Thailand	2,990	13,415	12	-	-	-	2,990	13,415	12
Trinidad and Tabago	855	27,366	517	39	2,000	2	894	29,366	519
Turkey	2,630	34,867	274	88	1,412	11	2,718	36,279	285
United Arab Emirates	512	13,098	6	273	2,448	4	785	15,546	10
United Kingdom	4,219	36,115	186	27	179	0.1	4,246	36,294	186.1
United States	179,254	4,068,144	10,360	2,846	52,883	190	182,100	4,121,026	10,550
Uruguay	14	80	2	10	100	1	24	180	3
Venezuela	18,953	521,893	238	49	75	1	19,002	521,968	239
Totals	351,302	6,785,837	31,455	7,315	227,250	3,105	358,617	7,013,086	34,560



2006 ICC UNITED STATES PARTICIPATION

Country	LAND			UNDERWATER			TOTAL		
	People	Pounds	Miles	People	Pounds	Miles	People	Pounds	Miles
Alabama	2,154	60,115	260	-	-	-	2,154	60,115	260
Alaska	238	1,283	36	-	-	-	238	1,283	36
Arizona	327	7,705	17	130	755	3	457	8,460	20
Arkansas	5	25	2	30	250	2	35	275	4
California	56,273	989,241	2,988	182	405	3	56,455	989,646	2,991
Colorado	3	16	0.3	2	4	0.3	5	20	0.6
Connecticut	929	7,229	55	28	330	0.8	957	7,559	55.8
Delaware	1,108	12,661	52	-	-	-	1,108	12,661	52
District of Columbia	171	36,935	4	-	-	-	171	36,935	4
Florida	27,948	485,043	1,621	225	2,247	9	28,173	487,290	1,630
Georgia	5,828	186,767	383	8	60	0.5	5,836	186,827	383.5
Guam	2,775	30,932	48	62	795	2	2,837	31,727	50
Hawaii	2,036	42,163	120	-	-	-	2,036	42,163	120
Illinois	1,674	5,899	34	170	1,900	2	1,844	7,799	36
Indiana	1,742	40,787	28	-	-	-	1,742	40,787	28
Iowa	15	100	0.5	3	10	-	18	110	0.5
Kentucky	7	24	0.1	-	-	-	7	24	0.1
Louisiana	37	95	6	-	-	-	37	95	6
Maine	1,882	9,866	89	-	-	-	1,882	9,866	89
Maryland	446	8,686	14	-	-	-	446	8,686	14
Massachusetts	2,507	37,097	192	6	65	0.25	2,513	37,162	192.3
Michigan	1,942	7,000	138	-	-	-	1,942	7,000	138
Minnesota	289	1,343	25	25	1,100	3	314	2,443	28
Mississippi	4,462	79,805	218	4	1	.3	4,466	79,806	218.3
Missouri	4	40	1	10	60	1	14	100	2
N Mariana Islands	5	15	0.5	49	1,400	5	54	1,415	5.5
Nebraska	188	6,160	49	16	700	0.5	204	6,860	49.5
Nevada	6	0.5	1	20	0.5	1	26	1	2
New Hampshire	916	4,253	25	10	3,000	0.1	926	7,253	25.1
New Jersey	2,109	17,824	125	62	1,850	10	2,171	19,674	135
New York	10,142	270,942	337	33	1,215	1	10,175	272,157	338
North Carolina	12,966	486,702	1,118	782	24,945	108	13,748	511,647	1,226
North Dakota	60	140	15	-	-	-	60	140	15
Ohio	640	26,912	39	264	1,521	3	904	28,433	42
Oklahoma	11	100	.3	23	3,000	2	34	3,100	2.3
Oregon	4,048	52,433	517	25	31	2	4,073	52,464	519
Pennsylvania	1,128	19,146	99	-	-	-	1,128	19,146	99
Puerto Rico	9,109	340,533	155	227	2,317	12	9,336	342,850	167
Rhode Island	1,562	19,614	65	6	55	0.3	1,568	19,669	65.3
South Carolina	5,011	69,009	709	-	-	-	5,011	69,009	709
South Dakota	45	1,075	13	8	75	2	53	1,150	15
Tennessee	7	24	12	-	-	-	7	24	12
Texas	9,190	366,644	225	307	2,736	6	9,497	369,380	231
U.S. Virgin Islands	1,083	19,255	53	18	500	-	1,101	19,755	53
Utah	131	4,891	7	-	-	-	131	4,891	7
Vermont	35	1,080	4	-	-	-	35	1,080	4
Virginia	4,314	151,307	325	25	125	2	4,339	151,432	327
Washington	902	51,637	109	7	41	0.7	909	51,678	109.7
Wisconsin	844	107,590	25	79	1,389	7	923	108,979	32
Totals	179,254	4,068,144	10,360	2,846	52,883	190	182,100	4,121,026	10,550

2006 ICC TOTAL DEBRIS ITEMS COLLECTED WORLDWIDE

	LAND	UNDERWATER	TOTAL
Shoreline and Recreational Activities			
Bags	680,069	10,979	691,048
Balloons	65,285	126	65,411
Beverage Bottles (Plastic) 2 liter or less	560,093	10,206	570,299
Beverage Bottles (Glass)	416,574	4,226	420,800
Beverage Cans	318,529	8,965	327,494
Caps/Lids	700,676	3,409	704,085
Clothing/Shoes	150,420	4,596	155,016
Cups/Plates/Forks/Knives/Spoons	349,878	3,339	353,217
Food Wrappers	763,863	4,252	768,115
Pull Tabs	100,134	1,191	101,325
Six-Pack Holders	58,809	1,711	60,520
Shotgun Shells	31,428	48	31,476
Straws/Stirrers	348,374	1,279	349,653
Toys	68,151	569	68,720
Ocean/Waterway Activities			
Bait Containers	35,845	177	36,022
Bleach/Cleaner	42,052	366	42,418
Buoys/Floats	39,300	184	39,484
Crab/Lobster/Fish Traps	9,424	117	9,541
Crates	8,604	80	8,684
Fishing Line	66,192	1,473	67,665
Fishing Lures/Light Sticks	18,082	230	18,312
Fishing Nets	28,348	1,849	30,197
Light Bulbs	9,702	154	9,856
Oil/Lube Bottles	34,602	534	35,136
Pallets	9,044	43	9,087
Plastic Sheeting	83,795	504	84,299
Rope	104,910	587	105,497
Strapping Bands	33,015	904	33,919
Smoking-Related Activities			
Cigarettes/Cigarette Filters	1,892,060	9,459	1,901,519
Cigarette Lighters	46,345	248	46,593
Cigar Tips	186,030	228	186,258
Tobacco Packaging	110,387	1,701	112,088
Dumping Activities			
Appliances	3,807	26	3,833
Batteries	15,970	400	16,370
Building Materials	86,738	336	87,074
Car/Car Parts	35,934	150	36,084
55-Gallon Drums	1,885	13	1,898
Tires	13,537	176	13,713
Medical/Personal Hygiene			
Condoms	29,950	302	30,252
Diapers	33,356	113	33,469
Syringes	9,604	64	9,668
Tampons	19,749	41	19,790
Totals	7,620,550	75,355	7,695,905

	Argentina	Australia	Bahamas	Bah
Shoreline and Recreational Activities				
Bags	3,692	124	1,389	
Balloons	296	0	102	
Beverage Bottles (Plastic) 2 liter or less	3,026	20	1,835	
Beverage Bottles (Glass)	817	27	1,727	
Beverage Cans	547	26	1,782	
Caps/Lids	1,306	0	711	
Clothing/Shoes	332	4	435	
Cups/Plates/Forks/Knives/Spoons	336	0	1,287	
Food Wrappers	1,668	145	649	
Pull Tabs	413	0	44	
Six-Pack Holders	772	0	85	
Shotgun Shells	22	0	363	
Straws/Stirrers	510	0	367	
Toys	255	0	34	
Ocean/Waterway Activities				
Bait Containers	14	0	42	
Bleach/Cleaner	44	0	101	
Buoys/Floats	11	42	54	
Crab/Lobster/Fish Traps	4	0	13	
Crates	71	0	50	
Fishing Lines	26	0	46	
Fishing Lures/Light Sticks	13	1	6	
Fishing Nets	26	0	37	
Light Bulbs	13	0	49	
Oil/Lube Bottles	27	0	166	
Pallets	18	0	23	
Plastic Sheeting	156	0	82	
Rope	234	6	196	
Strapping Bands	151	0	11	
Smoking-Related Activities				
Cigarettes/Cigarette Filters	2,732	0	155	
Cigarette Lighters	101	0	40	
Cigar Tips	67	0	18	
Tobacco Packaging	502	0	24	
Dumping Activities				
Appliances	2	0	3	
Batteries	6	0	8	
Building Materials	20	0	139	
Car/Car Parts	24	0	33	
55-Gallon Drums	0	0	8	
Tires	15	0	8	
Medical/Personal Hygiene				
Condoms	130	0	104	
Diapers	275	0	110	
Syringes	20	0	26	
Tampons	47	0	14	
Totals	18,741	395	12,376	2

Iran	Bangladesh	Barbados	Belize	Bermuda	Brazil	British Virgin Islands
405	7,121	890	6,616	238	30,903	551
40	32	2	396	9	398	6
321	180	451	4,594	318	35,631	352
66	155	53	1,506	403	2,965	375
104	389	17	960	176	6,963	336
52	315	800	7,397	732	33,999	387
38	205	196	1,206	73	2,364	192
63	224	126	3,912	295	31,375	508
66	2,982	404	1,560	488	35,519	180
7	400	4	591	14	2,102	2
0	0	0	85	10	0	20
0	0	1	3	3	0	0
29	345	146	2,139	179	46,234	105
4	87	46	246	38	1,417	7
0	0	1	60	19	0	2
4	0	116	288	20	2,572	5
1	0	354	116	45	1,016	0
16	0	5	87	2	0	0
2	0	15	36	19	374	1
18	13	87	88	83	1,033	6
1	0	48	57	32	0	0
17	34	95	33	13	950	2
8	20	25	41	3	409	1
12	3	35	227	33	1,054	11
1	2	2	8	1	0	0
45	1	181	317	27	890	34
55	59	910	182	248	2,304	59
15	0	10	31	28	862	8
1,437	5,152	6	518	3,725	72,484	579
16	413	35	121	63	3,943	1
12	104	0	128	38	0	78
22	1,475	0	119	59	5,692	9
2	5	2	26	1	0	0
2	152	1	106	13	574	2
48	0	195	114	105	1	22
11	0	6	134	11	19,146	4
0	0	20	45	2	343	0
0	3	3	56	11	297	0
1	34	3	250	1	0	32
0	0	0	248	1	1,154	28
0	8	19	78	2	911	0
5	0	5	32	5	0	3
2,946	19,913	5,315	34,757	7,586	345,879	3,908

	Canada	Cayman Islands	Chile*	C
Shoreline and Recreational Activities				
Bags	53,211	6	6,879	
Balloons	4,555	0	266	
Beverage Bottles (Plastic) 2 liter or less	28,480	18	17,137	
Beverage Bottles (Glass)	33,916	9	3,417	
Beverage Cans	25,933	14	1,033	
Caps/Lids	46,527	4	7,430	
Clothing/Shoes	8,958	2	2,049	
Cups/Plates/Forks/Knives/Spoons	28,395	7	570	
Food Wrappers	104,839	23	4,670	
Pull Tabs	7,022	0	784	
Six-Pack Holders	2,350	1	734	
Shotgun Shells	2,826	0	89	
Straws/Stirrers	55,033	0	587	
Toys	5,991	1	749	
Ocean/Waterway Activities				
Bait Containers	2,750	0	42	
Bleach/Cleaner	1,447	0	1,200	
Buoys/Floats	12,593	0	771	
Crab/Lobster/Fish Traps	613	0	11	
Crates	407	0	149	
Fishing Lines	2,875	0	177	
Fishing Lures/Light Sticks	1,075	0	11	
Fishing Nets	868	1	76	
Light Bulbs/Tubes	490	0	116	
Oil/Lube Bottles	1,624	0	654	
Pallets	470	0	171	
Plastic Sheeting	9,928	0	2,359	
Rope	12,677	1	453	
Strapping Bands	4,429	1	693	
Smoking-Related Activities				
Cigarettes/Cigarette Filters	243,290	68	7,988	
Cigarette Lighters	3,089	1	777	
Cigar Tips	13,985	0	16	
Tobacco Packaging	16,908	11	1,452	
Dumping Activities				
Appliances	364	1	7	
Batteries	1,041	0	108	
Building Materials	14,624	2	1,107	
Car/Car Parts	2,641	0	31	
55-Gallon Drums	245	0	20	
Tires	963	0	62	
Medical/Personal Hygiene				
Condoms	1,602	0	111	
Diapers	1,060	6	533	
Syringes	831	0	133	
Tampons	2,803	0	93	
Totals	763,728	177	65,715	

China	Costa Rica	Cuba	Cyprus	Denmark	Dominica	Equador
172	01,219	72	903	0	300	284
7	22	0	2	0	100	0
72	1,232	276	725	3	8,022	520
25	288	82	433	28	210	248
13	339	88	995	0	810	47
16	2,208	286	207	0	200	57
52	302	388	309	0	500	374
218	640	303	476	5	400	46
178	1,076	58	351	5	350	289
12	278	22	622	0	100	93
0	324	2	93	0	200	73
0	2	0	7	2	0	0
6	267	29	251	0	513	85
11	82	62	89	2	406	28
25	13	0	125	0	250	145
17	103	32	61	0	1,057	45
195	15	3	48	0	400	19
0	1	8	35	0	100	4
4	20	12	31	0	50	2
8	232	18	66	0	1,540	56
0	1	5	24	0	250	2
0	22	4	43	0	148	39
143	4	8	30	0	0	3
0	28	22	25	0	750	85
9	4	2	20	0	5	150
27	73	1	103	3	7	74
14	88	4	182	2	182	131
25	22	2	38	0	20	43
136	1,481	100	4,166	6	0	64
13	54	37	57	1	30	1
0	38	0	124	0	0	2
87	153	100	347	0	0	21
0	6	0	1	0	150	6
0	17	7	125	0	24	11
7	33	5	128	8	36	106
0	8	1	27	0	72	2
0	1	0	9	0	0	0
0	9	2	17	0	26	19
4	15	12	48	0	150	7
0	29	0	10	0	47	5
3	20	24	2	0	28	2
8	7	3	16	0	31	15
1,507	10,776	2,080	11,371	65	17,464	3,203

*This data is not included in the overall data.

	Egypt	Fiji	Greece	Grenada
Shoreline and Recreational Activities				
Bags	476	60	2,592	
Balloons	310	0	56	
Beverage Bottles (Plastic) 2 liter or less	761	40	4,673	
Beverage Bottles (Glass)	316	140	1,045	
Beverage Cans	276	30	2,561	
Caps/Lids	436	0	3,548	
Clothing/Shoes	158	50	373	
Cups/Plates/Forks/Knives/Spoons	87	0	724	
Food Wrappers	2,321	100	1,121	
Pull Tabs	0	0	566	
Six-Pack Holders	85	0	47	
Shotgun Shells	0	0	207	
Straws/Stirrers	1	0	2,062	
Toys	5	0	122	
Ocean/Waterway Activities				
Bait Containers	112	0	109	
Bleach/Cleaner	0	0	139	
Buoys/Floats	0	0	45	
Crab/Lobster/Fish Traps	7	0	12	
Crates	0	0	73	
Fishing Lines	30	40	412	
Fishing Lures/Light Sticks	4	0	91	
Fishing Nets	1	0	100	
Light Bulbs/Tubes	0	0	58	
Oil/Lube Bottles	9	0	119	
Pallets	0	0	20	
Plastic Sheeting	78	0	954	
Rope	41	0	547	
Strapping Bands	10	0	173	
Smoking-Related Activities				
Cigarettes/Cigarette Filters	1,485	0	21,659	
Cigarette Lighters	3	0	246	
Cigar Tips	2	0	172	
Tobacco Packaging	394	0	1,068	
Dumping Activities				
Appliances	1	0	8	
Batteries	80	10	109	
Building Materials	87	80	1,083	
Car/Car Parts	0	10	116	
55-Gallon Drums	1	0	8	
Tires	1	5	60	
Medical/Personal Hygiene				
Condoms	1	0	719	
Diapers	2	0	97	
Syringes	1	0	13	
Tampons	0	0	41	
Totals	7,582	565	47,948	6

Canada	Guyana	Hong Kong	India	Iran	Ireland	Jamaica
627	3,386	3,266	36,285	150	76	14,911
23	114	175	1,808	0	0	332
1,142	8,992	4,479	7,420	200	41	17,220
760	1,018	2,787	4,399	150	8	6,574
390	1,149	2,167	1,512	200	162	4,419
1,103	1,018	5,808	2,257	300	67	8,634
150	1,185	1,831	12,582	15	6	3,605
590	1,396	1,749	3,275	0	2	11,182
788	1,719	4,353	6,599	120	54	9,194
2	49	836	561	0	0	560
10	18	212	792	0	0	141
2	57	0	324	0	0	17
177	1,176	1,784	2,751	100	5	4,383
10	206	1,036	1,613	6	7	446
3	44	706	652	0	15	192
44	266	298	778	0	1	715
8	86	437	830	12	0	149
0	12	123	524	1	1	145
0	15	190	272	0	0	94
33	29	554	376	3	0	273
0	11	562	640	0	0	190
16	63	695	604	3	0	245
2	22	210	844	1	0	168
98	145	163	869	18	0	634
0	5	35	319	0	0	32
9	284	917	1,779	30	70	378
129	269	1,045	2,579	15	6	469
8	21	602	605	0	0	170
98	242	5,480	6,231	0	57	803
11	36	1,787	861	0	7	1,287
17	183	226	2,321	0	0	380
39	84	411	8,479	0	4	426
5	59	78	211	0	0	94
8	36	282	921	25	0	175
181	99	783	1,273	0	6	347
23	12	90	350	3	0	405
1	1	12	65	2	0	65
3	31	54	1,313	1	0	258
37	251	37	1,731	0	0	759
6	94	13	1,012	3	1	1,077
0	10	110	1,298	0	1	42
5	33	50	287	8	2	144
5,558	23,926	46,433	120,202	1,366	599	91,734

	Japan	Kenya	Kuwait	Ma
Shoreline and Recreational Activities				
Bags	720	6,949	21	5
Balloons	23	872	0	
Beverage Bottles (Plastic) 2 liter or less	995	3,946	112	3
Beverage Bottles (Glass)	338	2,210	6	
Beverage Cans	756	1,606	31	
Caps/Lids	454	4,508	0	
Clothing/Shoes	209	5,218	0	3
Cups/Plates/Forks/Knives/Spoons	229	758	0	
Food Wrappers	361	3,897	0	1
Pull Tabs	57	419	0	
Six-Pack Holders	41	350	0	
Shotgun Shells	10	392	3	
Straws/Stirrers	128	3,357	11	
Toys	104	707	0	
Ocean/Waterway Activities				
Bait Containers	61	492	0	
Bleach/Cleaner	96	653	0	
Buoys/Floats	96	1,232	0	
Crab/Lobster/Fish Traps	8	391	0	
Crates	14	87	0	
Fishing Lines	125	513	60	
Fishing Lures/Light Sticks	75	425	0	
Fishing Nets	55	353	12	1
Light Bulbs	9	234	0	
Oil/Lube Bottles	42	449	0	
Pallets	0	97	0	
Plastic Sheeting	309	1,007	0	
Rope	198	1,364	0	
Strapping Bands	188	334	0	
Smoking-Related Activities				
Cigarettes/Cigarette filters	1,071	4,237	23	
Cigarette Lighters	103	1,189	0	
Cigar Tips	816	1,019	0	
Tobacco Packaging	173	1,126	10	
Dumping Activities				
Appliances	5	77	0	
Batteries	66	258	0	
Building Materials	113	291	67	
Car/Car Parts	53	41	0	
55-Gallon Drums	10	35	0	
Tires	8	200	7	
Medical/Personal Hygiene				
Condoms	6	869	1	
Diapers	2	239	0	
Syringes	1	428	0	
Tampons	5	187	0	
Totals	8,133	53,016	364	17

lawi	Malaysia	Malta	Mexico	Netherlands Antilles	New Zealand	Norway
5,351	516	207	15,166	1,103	6	27
0	5	9	1,122	52	0	1
3,492	596	208	12,287	1,120	1	13
63	143	96	4,846	1,149	7	6
286	143	130	2,347	1,005	0	4
87	103	94	20,967	1,211	0	58
3,223	103	24	1,874	286	4	5
237	22	91	9,227	1,614	3	8
1,736	220	362	7,460	1,102	22	40
0	16	26	2,261	162	4	2
0	0	32	1,829	119	0	0
0	0	21	36	27	0	3
42	52	310	5,561	673	7	49
0	6	8	593	99	2	17
0	4	9	224	63	0	0
0	7	12	1,044	50	0	0
0	78	1	89	42	0	0
0	0	5	75	29	0	1
0	0	11	178	41	0	0
25	131	4	257	34	8	24
0	24	15	43	31	0	0
1,719	18	0	219	31	0	0
0	13	19	36	25	0	0
360	21	14	901	41	0	0
12	0	2	393	52	0	1
31	36	8	526	184	0	12
10	59	10	794	69	3	160
0	37	13	261	42	0	5
402	328	565	81,499	2,028	19	195
7	20	139	316	73	1	1
0	0	61	4,766	256	0	117
328	127	32	1,966	118	0	1
0	9	0	45	31	0	0
75	27	8	235	39	0	0
18	31	32	712	138	7	2
23	2	1	168	606	1	0
0	0	0	25	27	0	0
3	29	3	106	49	0	0
264	0	32	204	71	0	0
0	0	16	890	82	0	0
0	0	0	115	35	0	1
0	0	39	200	45	0	0
7,794	2,926	2,669	181,863	14,364	95	753

	Panama	Philippines	Poland	Republic of South Korea
Shoreline and Recreational Activities				
Bags	11,543	66,011	16	4
Balloons	2,085	1,640	5	
Beverage Bottles (Plastic) 2 liter or less	17,827	12,837	35	4
Beverage Bottles (Glass)	4,874	10,826	38	4
Beverage Cans	8,225	7,585	16	2
Caps/Lids	5,356	10,694	48	3
Clothing/Shoes	7,539	22,551	29	
Cups/Plates/Forks/Knives/Spoons	6,287	3	20	1
Food Wrappers	5,190	98,171	35	1
Pull Tabs	1,664	1,051	0	
Six-Pack Holders	17,740	569	0	
Shotgun Shells	145	1,048	0	
Straws/Stirrers	1,370	19,678	25	1
Toys	2,287	6,070	1	
Ocean/Waterway Activities				
Bait Containers	92	1,233	17	
Bleach/Cleaner	2,543	2,513	15	
Buoys/Floats	446	2,415	3	5
Crab/Lobster/Fish Traps	64	1,252	4	
Crates	140	446	4	
Fishing Lines	68	2,703	8	
Fishing Lures/Light Sticks	79	1,827	4	1
Fishing Nets	451	3	2	
Light Bulbs	459	1,227	12	
Oil/Lube Bottles	2,054	1,314	3	
Pallets	162	1,607	0	
Plastic Sheeting	658	20,834	11	1
Rope	744	7,573	0	2
Strapping Bands	186	1,311	0	3
Smoking-Related Activities				
Cigarettes/Cigarette Filters	1,746	33,360	14	8
Cigarette Lighters	280	4,631	24	
Cigar Tips	156	5,714	12	
Tobacco Packaging	485	6,661	17	1
Dumping Activities				
Appliances	150	192	0	
Batteries	603	1,580	20	
Building Materials	797	2,171	0	
Car/Car Parts	604	335	2	
55-Gallon Drums	71	101	15	
Tires	325	1,083	6	
Medical/Personal Hygiene				
Condoms	442	320	18	
Diapers	683	7,881	7	
Syringes	175	615	0	
Tampons	176	2,842	4	
Totals	106,971	372,478	490	58

ic of area*	Saudi Arabia	Singapore	South Africa	St Kitts & Nevis	Taiwan	Tanzania
4,514	0	8,752	94	394	1,766	43
208	0	396	19	1	61	0
4,538	300	5,386	51	1450	773	12
4,378	60	1,381	71	646	1,070	7
2,403	350	854	83	432	284	29
3,200	120	13,928	123	562	3,663	57
872	9	1,580	22	294	434	11
1,559	300	2,830	144	1064	1,215	3
1,904	0	8,993	56	1239	379	7
820	0	382	102	12	68	21
99	0	50	37	0	64	0
57	0	125	1	1	374	0
1,287	0	7,596	58	129	1,510	13
427	0	1,237	17	10	1,664	0
769	0	297	17	21	4	0
228	5	365	19	235	14	0
5,526	0	139	9	97	137	0
485	11	165	0	15	35	0
332	0	59	10	56	12	0
891	400	367	19	74	21	0
1,172	0	184	21	7	18	0
464	0	243	0	84	81	0
311	0	300	46	22	18	0
440	11	214	20	215	65	0
832	0	93	0	1	2	0
1,195	0	4,020	27	54	54	0
2,784	4	1,263	34	232	203	0
3,835	0	393	21	47	110	0
3,886	50	12,041	254	163	181	47
852	0	1,365	32	34	412	3
171	0	1,054	48	20	0	0
1,903	25	329	47	27	21	12
120	0	31	0	29	15	0
198	0	484	30	10	24	0
721	8	556	19	100	277	0
141	0	130	9	27	9	0
57	0	18	0	2	1	0
175	7	74	14	44	8	3
24	0	60	1	25	3	0
55	0	55	27	43	0	29
28	0	127	14	7	125	2
21	0	24	8	1	3	0
3,882	1,660	77,940	1,624	7,926	15,178	299

*This data is not included in the overall data.

	Thailand	Trinidad & Tobago	Turkey	United A Emir
Shoreline and Recreational Activities				
Bags	3,936	8,028	8,522	
Balloons	4	147	435	
Beverage Bottles (Plastic) 2 liter or less	766	14,346	9,342	
Beverage Bottles (Glass)	2,269	7,326	4,571	
Beverage Cans	105	2,551	4,778	
Caps/Lids	859	7,122	4,341	
Clothing/Shoes	271	1,579	515	
Cups/Plates/Forks/Knives/Spoons	1,098	12,075	3,025	
Food Wrappers	2,184	6,803	520	
Pull Tabs	1,622	404	1,548	
Six-Pack Holders	0	72	2,054	
Shotgun Shells	0	44	35	
Straws/Stirrers	104	1,269	563	
Toys	17	304	380	
Ocean/Waterway Activities				
Bait Containers	0	218	136	
Bleach/Cleaner	0	450	949	
Buoys/Floats	1,119	237	63	
Crab/Lobster/Fish Traps	4	24	67	
Crates	0	114	147	
Fishing Lines	10	200	247	
Fishing Lures/Light Sticks	0	36	22	
Fishing Nets	169	219	84	
Light Bulbs/Tubes	38	90	159	
Oil/Lube Bottles	4	474	66	
Pallets	0	20	47	
Plastic Sheeting	325	641	216	
Rope	373	708	449	
Strapping Bands	0	83	946	
Smoking-Related Activities				
Cigarettes/Cigarette Filters	20	545	13,490	
Cigarette Lighters	216	276	486	
Cigar Tips	0	226	136	
Tobacco Packagings	27	579	1,860	
Dumping Activities				
Appliances	0	46	4	
Batteries	7	24	435	
Building Materials	22	254	142	
Car/Car Parts	0	71	55	
55-Gallon Drums	0	5	9	
Tires	0	146	52	
Medical/Personal Hygiene				
Condoms	0	137	232	
Diapers	15	279	332	
Syringes	2	36	218	
Tampons	0	42	27	
Totals	15,586	68,250	61,705	10

Arab ates	United Kingdom	United States	Venezuela	Totals
1,087	8,325	311,628	60,912	691,048
0	2,047	44,420	3,282	65,411
1,866	15,033	212,909	123,552	570,299
1,447	10,228	188,328	117,954	420,800
906	9,035	183,742	49,806	327,494
880	20,679	366,480	123,316	704,085
292	12,489	50,476	10,094	155,016
572	4,283	186,722	33,766	353,217
453	30,316	369,392	51,978	768,115
0	59	42,585	34,560	101,325
0	787	18,224	13,232	60,520
0	1,440	18,083	5,852	31,476
200	6,144	158,613	23,514	349,653
2	1,639	36,279	5,020	68,720
2	11,348	16,207	298	36,022
4	3,330	9,553	12,408	42,418
54	495	13,755	2,498	39,484
2	0	5,412	264	9,541
0	600	2,881	2,146	8,684
135	8,558	44,937	792	67,665
40	714	11,462	272	18,312
48	15,531	6,362	454	30,197
0	108	3,807	682	9,856
66	253	8,482	13,910	35,136
1	11	2,088	3,372	9,087
29	1,419	33,028	4,422	84,299
68	16,162	50,967	1,416	105,497
8	4,188	17,769	692	33,919
1,813	15,685	1,346,319	13,270	1,901,519
1	2	20,362	4,366	46,593
0	35	61,703	92,224	186,258
7	1,406	40,010	20,260	112,088
4	6	1,980	184	3,833
7	4	7,601	1,098	16,370
80	4,380	53,417	3,908	87,074
0	227	9,669	922	36,084
4	43	704	0	1,898
1	234	6,628	1,528	13,713
8	158	7,585	13,888	30,252
19	4	7,018	10,570	33,469
0	168	2,900	1,250	9,668
2	1,209	10,330	1,082	19,790
0,108	208,782	3,990,817	865,014	7,695,905

	Alabama	Alaska	Arizona	California
Shoreline and Recreational Activities				
Bags	3,649	164	137	120,581
Balloons	396	2	9	8,500
Beverage Bottles (Plastic) 2 liter or less	7,031	274	573	26,,200
Beverage Bottles (Glass)	4,429	192	46	25,400
Beverage Cans	7,180	136	778	18,300
Caps/Lids	5,477	83	263	67,100
Clothing/Shoes	762	56	304	9,000
Cups/Plates/Forks/Knives/Spoons	4,039	75	155	335,000
Food Wrappers	5,383	385	162	103,100
Pull Tabs	903	6	55	6,900
Six-Pack Holders	401	17	0	1,700
Shotgun Shells	258	22	57	3,300
Straws/Stirrers	3,909	16	34	32,500
Toys	647	9	27	7,300
Ocean/Waterway Activities				
Bait Containers	540	11	30	2,100
Bleach/Cleaner	259	4	0	7,400
Buoys/Floats	280	45	5	1,400
Crab/Lobster/Fish Traps	185	9	0	4,800
Crates	45	1	5	2,700
Fishing Lines	811	4	2	15,200
Fishing Lures/Light Sticks	288	45	6	1,300
Fishing Nets	110	11	0	5,100
Light Bulbs	139	3	2	4,000
Oil/Lube Bottles	307	20	2	1,000
Pallets	50	13	2	4,200
Plastic Sheeting	460	29	2	6,700
Rope	668	73	3	4,600
Strapping Bands	428	13	1	2,600
Smoking-Related Activities				
Cigarettes/Cigarette Filters	31,042	419	165	347,900
Cigarette Lighters	379	11	22	3,100
Cigar Tips	1,819	20	39	12,800
Tobacco Packaging	1,347	62	9	7,100
Dumping Activities				
Appliances	78	2	0	3,000
Batteries	118	2	0	1,800
Building Materials	2,340	68	2	9,500
Car/Car Parts	298	8	0	1,500
55-Gallon Drums	21	3	0	1,100
Tires	162	9	1	8,100
Medical/Personal Hygiene				
Condoms	131	1	0	1,900
Diapers	138	1	0	8,000
Syringes	24	0	0	5,000
Tampons	60	2	0	8,000
Totals	86,991	2,326	2,898	891,880

	Colorado	Connecticut	Delaware	District of Columbia	Florida	Georgia	Guam
37	23	1,905	3,865	516	36,739	76	8,442
06	2	571	1,786	20	4,860	1	381
22	8	1,872	4,636	2,350	32,382	181	6,398
30	18	1,131	1,964	826	30,252	432	7,697
37	7	1,377	2,796	879	30,526	97	19,339
27	32	4,345	7,078	1,073	73,141	29	5,869
55	0	403	696	100	6,189	54	2,757
40	13	2,179	3,088	849	30,339	42	6,781
33	17	5,476	6,025	1,646	52,516	92	6,296
71	0	257	344	61	7,322	0	1,468
95	6	91	155	44	2,382	5	1,254
10	0	163	1,127	1	1,069	1	126
44	16	1,712	2,452	430	31,244	0	1,898
59	0	508	1,043	113	5,377	41	694
34	12	125	339	118	2,892	24	156
42	0	35	206	29	1,089	10	296
76	0	371	304	27	2,131	3	170
34	0	42	61	4	489	0	134
79	0	10	52	7	371	1	66
22	1	436	524	207	9,126	8	355
29	3	93	364	47	2,602	2	62
18	0	44	128	2	1,146	0	203
59	0	17	44	1	638	16	125
22	0	39	250	34	1,071	9	368
28	0	10	19	0	390	0	48
38	0	331	337	31	7,058	3	963
54	8	368	700	5	8,474	3	536
52	12	98	228	16	3,294	16	394
71	103	9,773	12,383	931	299,821	8	18,026
78	6	231	431	150	3,629	2	758
58	11	435	1,037	533	13,916	0	2,772
13	3	340	313	98	8,,772	12	1,804
58	0	4	3	19	135	6	180
52	7	80	25	41	1,057	0	701
43	0	399	779	252	10,203	82	535
32	0	79	116	56	1,028	19	521
11	0	5	16	12	78	3	28
75	0	19	86	62	1,312	53	234
12	0	63	84	57	1,310	2	134
66	0	28	47	12	767	66	684
42	0	24	66	23	438	0	17
38	0	131	269	70	1,070	1	92
32	308	35,620	56,266	11,752	728,645	1,400	99,762

	Hawaii	Illinois	Indiana	Louisiana
Shoreline and Recreational Activities				
Bags	10,581	2,531	706	46
Balloons	718	2,104	694	0
Beverage Bottles (Plastic) 2 liter or less	3,959	1,855	732	108
Beverage Bottles (Glass)	5,759	2,876	360	83
Beverage Cans	4,799	1,483	673	90
Caps/Lids	23,067	6,066	1,115	91
Clothing/Shoes	2,528	529	223	26
Cups/Plates/Forks/Knives/Spoons	6,568	2,049	574	22
Food Wrappers	14,130	7,960	1,330	41
Pull Tabs	2,477	561	87	1
Six-Pack Holders	576	123	13	6
Shotgun Shells	172	62	258	10
Straws/Stirrers	4,033	2,555	665	1
Toys	1,199	528	65	14
Ocean/Waterway Activities				
Bait Containers	636	38	11	0
Bleach/Cleaner	959	7	0	11
Buoys/Floats	1,158	31	8	8
Crab/Lobster/Fish Traps	1,315	8	0	0
Crates	842	14	2	3
Fishing Lines	3,519	55	13	8
Fishing Lures/Light Sticks	512	35	42	3
Fishing Nets	643	15	14	1
Light Bulbs	298	13	1	8
Oil/Lube Bottles	419	13	5	8
Pallets	121	10	1	0
Plastic Sheeting	863	361	137	4
Rope	3,603	178	68	52
Strapping Bands	857	353	47	1
Smoking-Related Activities				
Cigarettes/Cigarette Filters	63,645	30,983	4,593	25
Cigarette Lighters	1,117	212	32	1
Cigar Tips	926	1,502	305	0
Tobacco Packaging	1,694	443	100	0
Dumping Activities				
Appliances	80	0	0	0
Batteries	617	93	1	1
Building Materials	1,750	209	40	29
Car/Car Parts	734	54	17	1
55-Gallon Drums	36	0	2	0
Tires	233	8	4	0
Medical/Personal Hygiene				
Condoms	191	128	12	1
Diapers	288	54	23	1
Syringes	120	17	4	0
Tampons	168	62	17	0
Totals	167,910	66,178	12,994	705

Maine	Maryland	Massachusetts	Michigan	Minnesota	Mississippi	N Mariana Islands
2,267	1,759	7,871	3,727	747	4,123	138
335	557	2,817	3,540	100	341	0
1,679	6,239	5,972	1,778	435	5,138	138
1,869	691	3,982	2,109	625	5,135	274
1,380	971	4,964	1,693	639	4,982	773
2,262	2,865	11,404	6,098	819	6,872	61
590	183	2,345	822	196	1,463	65
1,625	1,246	5,678	2,740	555	2,437	181
4,906	2,105	13,012	17,859	2,314	5,243	105
259	51	1,660	765	189	1,028	5
56	50	530	142	17	414	16
306	174	961	766	24	161	0
707	1,505	5,816	3,593	385	1,568	5
338	281	1,747	821	105	674	5
306	81	670	470	104	632	7
172	77	358	55	14	268	10
1,228	82	897	60	6	376	3
391	20	443	4	1	134	0
44	29	99	20	2	47	0
249	98	1,452	309	22	560	56
71	65	486	185	23	224	0
206	21	803	34	5	182	0
31	14	155	37	11	216	1
165	111	302	61	16	215	2
26	13	92	12	2	48	0
879	53	1,640	406	182	795	142
3,262	194	5,390	474	82	894	16
1,093	56	1,643	243	93	295	8
19,450	2,147	72,262	75,424	10,050	12,022	129
103	275	668	248	89	460	0
225	381	1302	1,834	120	1,024	39
359	133	2,213	983	211	1,382	15
16	1	43	6	12	115	1
179	6	283	74	20	188	11
823	82	1,796	772	170	4,372	22
116	17	311	185	38	381	3
6	1	7	0	6	17	5
73	30	90	45	13	126	15
49	60	248	115	19	109	1
23	19	185	94	28	402	8
7	68	65	32	1	40	0
77	101	1,304	193	35	90	0
48,208	22,192	163,966	128,828	18,525	65,193	2,260

	Nebraska	New Hampshire	New Jersey	New York
Shoreline and Recreational Activities				
Bags	328	1,160	185	26,050
Balloons	22	235	254	7,100
Beverage Bottles (Plastic) 2 liter or less	470	1,051	255	25,800
Beverage Bottles (Glass)	541	1,176	159	19,800
Beverage Cans	647	1,474	196	14,600
Caps/Lids	276	3,844	889	39,200
Clothing/Shoes	46	337	83	4,400
Cups/Plates/Forks/Knives/Spoons	164	1,728	249	21,000
Food Wrappers	425	3,986	567	35,700
Pull Tabs	46	216	40	2,800
Six-Pack Holders	16	53	13	2,200
Shotgun Shells	282	257	33	3,100
Straws/Stirrers	111	864	498	20,200
Toys	2	445	78	4,200
Ocean/Waterway Activities				
Bait Containers	146	93	11	1,700
Bleach/Cleaner	2	24	11	800
Buoys/Floats	19	348	32	1,500
Crab/Lobster/Fish Traps	0	301	11	630
Crates	0	28	9	230
Fishing Lines	55	219	28	2,200
Fishing Lures/Light Sticks	18	88	27	900
Fishing Nets	5	90	11	350
Light Bulbs	1	17	8	300
Oil/Lube Bottles	5	23	9	800
Pallets	0	16	4	100
Plastic Sheeting	14	494	34	3,000
Rope	7	1,838	53	4,100
Strapping Bands	2	403	46	1,200
Smoking-Related Activities				
Cigarettes/Cigarette Filters	620	44,310	2,819	56,700
Cigarette Lighters	14	123	64	2,900
Cigar Tips	13	592	150	5,000
Tobacco Packaging	152	250	40	3,300
Dumping Activities				
Appliances	101	7	1	130
Batteries	4	23	14	900
Building Materials	7	228	74	6,000
Car/Car Parts	3	30	8	900
55-Gallon Drums	0	2	0	100
Tires	87	22	5	780
Medical/Personal Hygiene				
Condoms	5	31	17	900
Diapers	109	12	3	800
Syringes	0	1	3	300
Tampons	13	44	42	3,300
Totals	4,778	66,483	7,033	327,600

Work	North Carolina	Ohio	Oklahoma	Oregon	Pennsylvania	Puerto Rico	Rhode Island
56	4,358	3,784	6	498	1,880	17,780	6,116
62	165	341	0	45	497	850	1,158
22	4,793	4,069	17	672	2,887	17,246	6,499
97	6,810	2,888	12	335	863	22,785	4,216
66	5,778	3,399	371	341	1,862	9,742	4,564
10	2,061	2,085	7	1,410	3,155	26,523	10,132
32	1,053	411	20	138	474	4,825	1,237
68	1,912	2,433	34	117	1,816	18,250	5,487
37	3,506	6,761	0	811	4,822	9,601	11,240
15	443	308	1	22	419	8,006	590
95	278	90	0	13	73	4,822	256
01	118	274	0	45	285	585	621
25	890	774	0	127	1,773	14,557	4,932
67	516	762	21	68	673	1,882	1,037
17	527	187	0	157	285	191	453
04	130	65	3	33	32	938	478
09	63	54	1	78	35	541	783
31	1	6	0	6	2	121	178
88	12	29	0	11	9	155	53
96	255	66	1	45	492	640	1,554
66	140	90	7	14	82	87	516
58	15	24	1	29	17	329	174
60	43	54	0	28	24	107	68
12	164	121	0	20	60	997	155
03	5	9	0	10	11	279	33
09	210	226	0	68	773	1,531	662
07	123	125	1	480	300	1,367	1,999
25	65	187	0	47	106	373	511
96	5,880	2,387	1	1,488	8,751	41,417	33,617
59	159	213	1	34	130	742	466
72	320	545	0	47	1,412	1,217	1,768
05	531	435	0	64	382	1,537	963
30	33	50	0	0	32	349	21
90	93	51	1	11	38	277	52
78	389	827	1	2,101	422	1,623	1,794
88	126	290	0	61	208	748	188
09	9	21	0	0	4	93	9
87	157	193	23	32	162	553	97
18	44	78	0	17	100	429	220
04	111	45	0	21	20	631	111
55	8	26	0	8	24	590	77
53	45	214	0	13	286	306	573
02	42,339	34,997	530	9,565	35,678	215,622	105,658

	South Carolina	Tennessee	Texas	U.S. Virgin Islands
Shoreline and Recreational Activities				
Bags	5,919	15	18,329	4,800
Balloons	1,029	0	3,155	1,100
Beverage Bottles (Plastic) 2 liter or less	8,806	20	13,376	5,100
Beverage Bottles (Glass)	8,285	7	7,473	7,400
Beverage Cans	9,652	5	12,076	5,400
Caps/Lids	9,118	4	30,028	5,900
Clothing/Shoes	1,228	1	4,113	1,100
Cups/Plates/Forks/Knives/Spoons	5,477	12	14,157	3,900
Food Wrappers	11,336	17	16,624	3,200
Pull Tabs	983	2	3,328	2,800
Six-Pack Holders	247	0	1,301	1,800
Shotgun Shells	529	0	1,937	500
Straws/Stirrers	3,409	2	9,636	2,400
Toys	1,131	0	2,656	2,800
Ocean/Waterway Activities				
Bait Containers	1,326	4	886	700
Bleach/Cleaner	138	0	1,760	2,100
Buoys/Floats	527	0	473	1,600
Crab/Lobster/Fish Traps	84	0	236	500
Crates	31	0	257	500
Fishing Lines	775	0	4,639	2,100
Fishing Lures/Light Sticks	517	0	2,152	400
Fishing Nets	144	0	721	1,100
Light Bulbs	145	0	381	1,300
Oil/Lube Bottles	250	0	720	2,100
Pallets	33	0	230	200
Plastic Sheeting	610	0	2,844	4,800
Rope	870	1	7,666	9,200
Strapping Bands	537	0	1,871	1,300
Smoking-Related Activities				
Cigarettes/Cigarette Filters	83,420	20	31,027	3,400
Cigarette Lighters	452	0	2,092	300
Cigar Tips	3,056	0	4,121	1,300
Tobacco Packaging	1,372	7	2,002	2,900
Dumping Activities				
Appliances	19	0	45	600
Batteries	91	0	383	900
Building Materials	1,358	0	2,453	2,900
Car/Car Parts	174	1	544	2,100
55-Gallon Drums	12	1	43	100
Tires	110	1	406	800
Medical/Personal Hygiene				
Condoms	177	0	578	2,300
Diapers	160	2	855	1,400
Syringes	38	0	211	100
Tampons	167	0	483	500
Totals	163,742	122	208,268	50,000

in ds	Vermont	Virginia	Washington	Wisconsin	Totals
12	66	8,364	920	453	311,628
57	0	1,279	127	204	44,420
35	219	9,729	1,333	550	212,909
56	217	7,400	756	822	188,328
17	305	7,418	1,391	539	183,742
60	148	3,992	873	1,528	366,480
90	17	1,067	295	113	50,476
32	33	4,083	612	383	186,722
53	230	7,537	1,340	1,363	369,392
32	2	363	112	137	42,585
37	15	348	76	48	18,224
57	1	368	470	92	18,083
29	15	2,066	488	729	158,613
25	5	708	77	131	36,279
72	19	547	195	5	16,207
54	6	183	86	5	9,553
51	4	286	166	6	13,755
55	2	28	16	10	5,412
55	1	27	24	3	2,881
22	1	492	98	22	44,937
46	0	178	23	24	11,462
57	0	149	50	2	6,362
38	2	151	38	3	3,807
78	4	365	48	12	8,482
22	0	28	19	1	2,088
81	9	272	132	195	33,028
24	4	660	673	64	50,967
30	2	247	150	26	17,769
28	364	9,542	2,357	6,703	1,346,319
40	1	357	141	62	20,362
49	13	482	60	388	61,703
91	28	834	368	43	40,010
66	1	46	9	1	1,980
92	1	77	20	17	7,601
50	106	1,150	186	102	53,417
17	9	490	64	6	9,669
12	1	27	1	3	704
33	16	413	18	13	6,628
32	0	37	53	22	7,585
48	12	104	112	24	7,018
10	1	24	31	5	2,900
56	1	70	46	28	10,330
61	1,881	71,988	14,054	14,887	3,990,817

