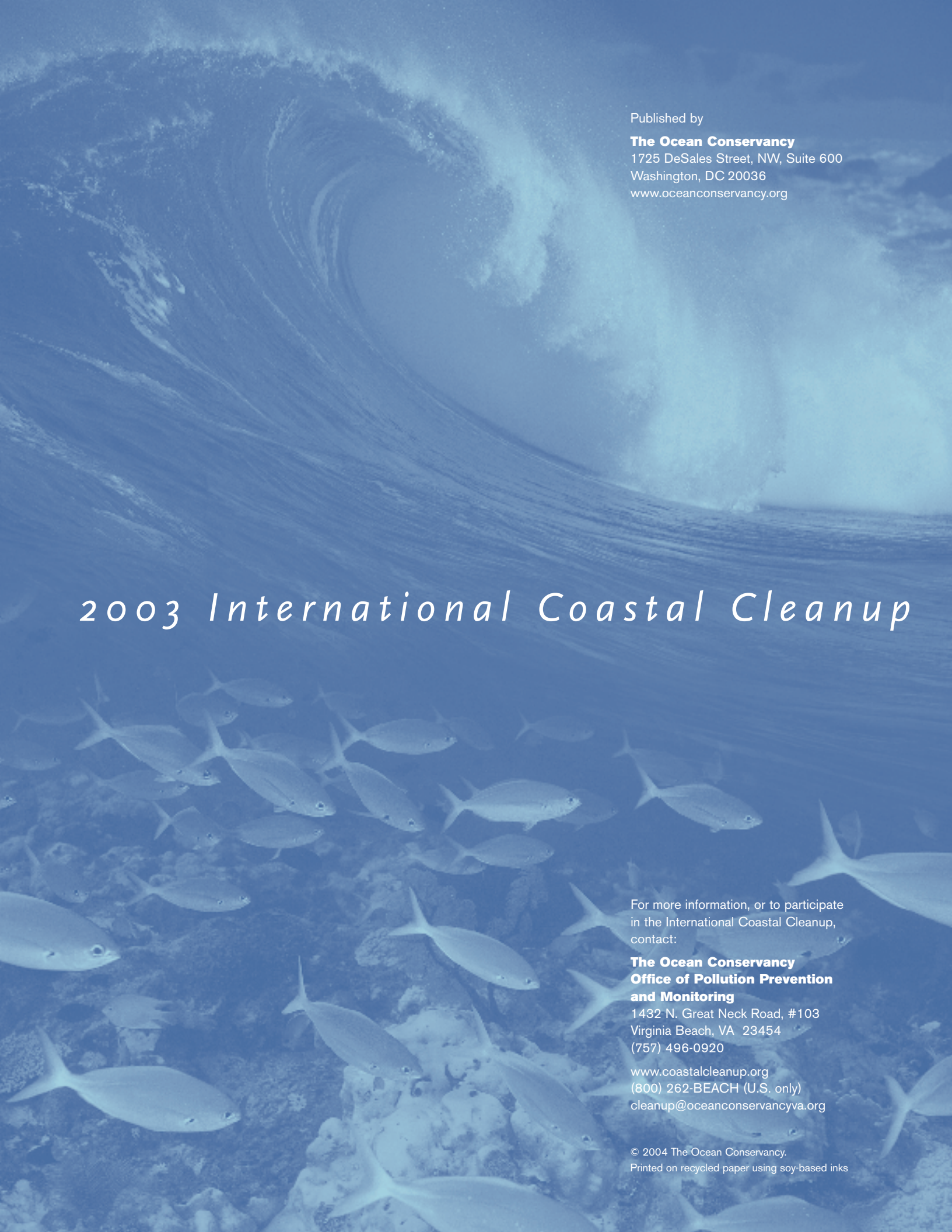




The Ocean
Conservancy

2003 International Coastal Cleanup





Published by

The Ocean Conservancy

1725 DeSales Street, NW, Suite 600

Washington, DC 20036

www.oceanconservancy.org

2003 International Coastal Cleanup

For more information, or to participate in the International Coastal Cleanup, contact:

**The Ocean Conservancy
Office of Pollution Prevention
and Monitoring**

1432 N. Great Neck Road, #103

Virginia Beach, VA 23454

(757) 496-0920

www.coastalcleanup.org

(800) 262-BEACH (U.S. only)

cleanup@oceanconservancyva.org

© 2004 The Ocean Conservancy.

Printed on recycled paper using soy-based inks

2003

Honor Roll of Donors



ICC BELIZE

Bank of America Foundation

Brunswick Public Foundation, Inc.

ChevronTexaco Corporation

The Coca-Cola Company

The Dow Chemical Company

ITW Hi-Cone

Oracle

PCL Packaging Corporation

The William Penn Foundation

Philip Morris USA

The Procter & Gamble Fund

Progress Energy

Project A.W.A.R.E.

Publix Super Markets Charities

Sanford Corporation

The Scuba Club, Inc. of West Palm Beach

See's Candies, Inc.

Shell

The Trull Foundation

U.S. Environmental Protection Agency

Walt Disney World

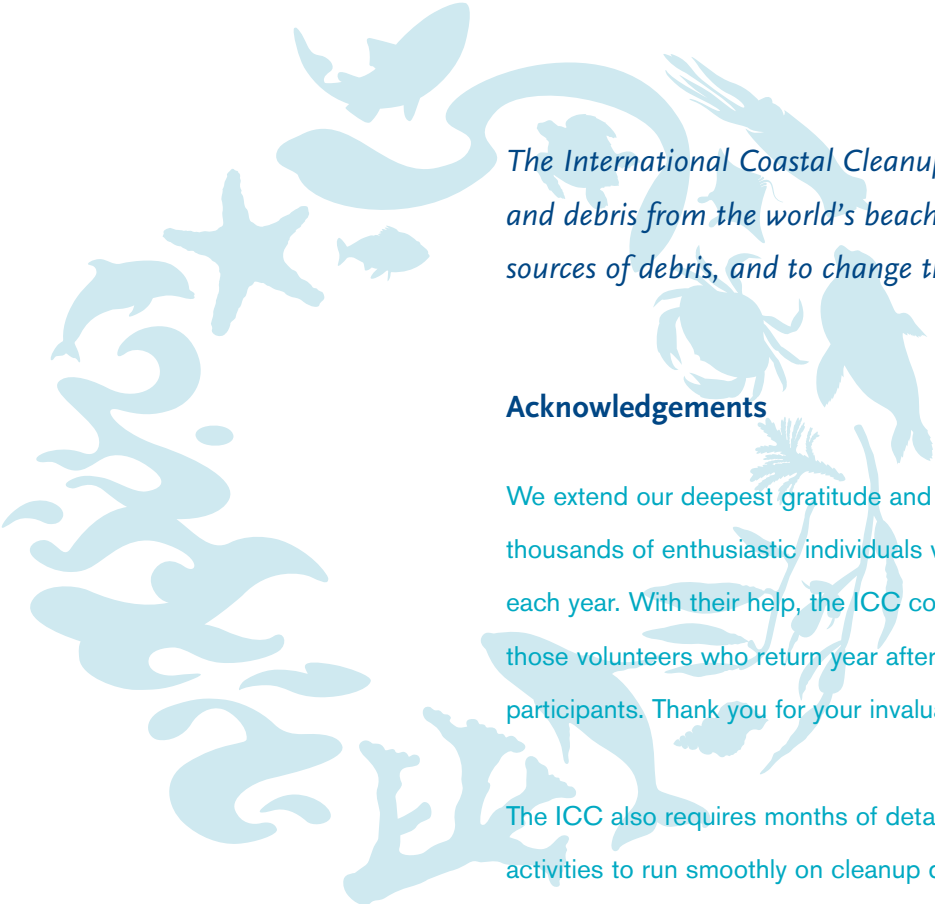
2003 International Coastal Cleanup

Contents



Marine Debris: A Global Problem	5
History of the International Coastal Cleanup	7
Laws and Treaties Regulating Trash in the Sea	7
Activities That Produce Debris	8
2003 Cleanup Results	9
Marine Debris: Where Does It Come From?	10
Country Participation	16
Dangers of Debris	18
Creating Solutions	21
Fighting the Debris Problem.....	21
International Coordinators.....	23
United States Coordinators	25
International Sponsors	27
United States Sponsors	31
International Raw Data Summary.....	Appendix 1
United States Raw Data Summary	Appendix 2

The International Coastal Cleanup's Mission



The International Coastal Cleanup engages people to remove trash and debris from the world's beaches and waterways, to identify the sources of debris, and to change the behaviors that cause pollution.

Acknowledgements

We extend our deepest gratitude and sincerest thanks to the hundreds of thousands of enthusiastic individuals who make the ICC an international effort each year. With their help, the ICC continues to grow and improve. We thank those volunteers who return year after year, and we welcome first-time participants. Thank you for your invaluable support and for a job well done!

The ICC also requires months of detailed preparations and hard work for activities to run smoothly on cleanup day. The Cleanup would be impossible without the skills and efforts of our ICC coordinators. They begin their work months in advance, and continue post-cleanup tasks until the New Year. Their multiple tasks range from securing local sponsors and volunteers to organizing the marine debris data. By expending extra energy, these men and women help ensure a successful cleanup for everyone involved. Thank you for all your hard work, dedication, and willingness to volunteer your time to this important cause (see pages 23-26 for a complete list of 2003 coordinators).

Special thanks also go to our sponsors for their financial support, employee volunteer participation, and many in-kind donations. Your generosity with supplies, food, beverages, services, and other gifts kept our volunteers motivated and energized for their task. We appreciate your contributions and your commitment to a cleaner marine environment (see pages 27-30 for a list of global sponsors; see pages 31-32 for a list of U.S. state sponsors).

Marine Debris:

A GLOBAL PROBLEM

Perhaps the most troubling aspect is that all marine debris can be traced back to one source—people.

In 1977, 300 million pieces of garbage were found 2,500 meters beneath the surface of the Mediterranean Sea between France and Corsica.¹ In 1991, a scientist found more than 950 pieces of trash—including aerosol cans, gasoline cans, and 171 glass bottles from 15 countries—on the beach of remote Ducie Atoll in the Pacific, even though it is 3,000 miles from the nearest continent.² In 2002, a photographer working on one of the uninhabited Northwestern Hawaiian Islands—located 120 nautical miles northwest of the main Hawaiian Islands—found a message in a glass bottle that had been put in the sea off Japan in 1987. Though remote, the island's beaches and coral reefs are also littered with an assortment of fishing nets, gear, and thousands of plastic pieces (typically remnants of packaging and other conveniences)—most originating thousands of miles away.

As these examples demonstrate, marine debris has become a pervasive global problem. In the last 30 years, the world's reliance on organic goods has been replaced with synthetic materials, like plastic. Durable and highly buoyant, these products—such as beverage bottles, cigarette butts, and fishing line—know no boundaries.

They can travel hundreds and even thousands of miles on ocean and river currents, posing a threat to ocean ecosystems and wildlife along the way. Perhaps the most troubling aspect is that all marine debris can be traced back to one source—people. ▶▶▶



ICC BERMUDA



ICC UNITED ARAB EMIRATES

For 18 years, The Ocean Conservancy's International Coastal Cleanup has actively addressed the link between human activities and debris, engaging hundreds of thousands of volunteers to remove debris from the world's oceans and waterways for nearly two decades. But the Cleanup isn't just about pollution cleanup—it's also about **pollution prevention**. The ICC focuses on educating and empowering people to become part of the solution, rather than the problem.

According to the United Nations Joint Group of Experts on the Scientific Aspects of Marine Pollution (GESAMP), in the early 1990s, land-based activities

For 18 years, The Ocean Conservancy's International Coastal Cleanup has actively addressed the link between human activities and debris, engaging hundreds of thousands of volunteers to remove debris from the world's oceans and waterways for nearly two decades.

accounted for 60 to 80 percent of the world's marine pollution. Much of the debris reaches the ocean by beach-going activities, being blown into the water, or is carried by creeks, rivers, and storm drains to ocean areas. Other debris comes from activities on the water, including vessels (from small sailboats to large ships), offshore drilling rigs and platforms, and fishing piers.

Items such as broken glass and syringes pose health risks to people, both in and out of the water. Debris can also cause habitat destruction, covering and smothering coral reefs and sea grasses. In addition, animal entanglement in and ingestion of debris is also a major concern.

While there are laws regulating the dumping of trash at sea and shore (see sidebar at right for more information), the global nature of debris, its inability to recognize territorial boundaries, and the complexity of identifying debris sources have made effective laws difficult to draft and even harder to enforce.

History of the International Coastal Cleanup

In 1985, the Environmental Protection Agency's (EPA) Office of Toxic Substances contracted with the Center for Environmental Education to conduct a study of plastic marine garbage. The resulting report, *Plastics in the Ocean: More Than a Litter Problem*, was the first to identify plastics as the number one marine debris hazard. It also established the Center (now The Ocean Conservancy) as an authority on this issue.

That same year, a Center staff member was appalled at the amount of trash she found littering the shores of South Padre Island, Texas. She organized the Center's first beach cleanup in 1986. In just three hours, 2,800 Texans picked up 124 tons of trash from 122 miles of coastline.

Since this first cleanup, the initiative has grown with each passing year. By 1988, the Cleanup had expanded to include 25 coastal U.S. states and territories. In 1989, Canada and Mexico participated, making the event the International Coastal Cleanup. Just three years later, 33 countries participated; in 2003, 91 nations took part. In total, 127 countries have participated in the ICC during its 18-year history.



LAWS AND TREATIES REGULATING TRASH IN THE SEA

International Convention for the Prevention of Pollution from Ships (MARPOL 73/78)

This law provides a comprehensive approach when dealing with ocean dumping by creating international guidelines to prevent ship pollution. MARPOL (enforced by the International Maritime Organization www.imo.org) has six annexes covering oil discharge, hazardous liquid control, hazardous material transport, sewage discharge, plastic and garbage disposal, and air pollution. As of March 2004, 117 countries have ratified Annex V, which controls the disposal of plastics and garbage into the oceans from ships.

Cartagena Convention

The Cartagena Convention is a legal commitment by participating governments to protect, develop, and manage their common waters individually or jointly. It requires adopting measures to prevent, reduce, and control pollution from ships, dumping, seabed activities, land-based activities, and airborne pollution. The Convention governs the marine environments of the Gulf of Mexico, the Caribbean Sea, and certain areas of the Atlantic Ocean.

Marine Plastic Pollution Research and Control Act (MPPRCA)

To implement Annex V of MARPOL, each individual country must develop its own national implementation legislation. The U.S. Congress created the MPPRCA to implement Annex V in the United States. Under MPPRCA, it is illegal to throw plastic trash off any vessel within the U.S. Exclusive Economic Zone (within 200 miles of the U.S. shoreline). It is also illegal to throw any other garbage overboard while navigating U.S. waters (including inland waters) or within three miles of shore.

Clean Water Act

This act established pollution discharge regulations for U.S. waters, set water quality standards, and gave the country's Environmental Protection Agency (EPA) authority over pollution control programs. (www.epa.gov/region5/water/cwa.htm)

Beaches Environmental Assessment and Coastal Health Act of 2000 (B.E.A.C.H. Act)

This act amended the Clean Water Act, requiring adoption of minimum health-based water quality criteria, comprehensive water testing, and notification of the public when water contamination levels are unsafe. (www.epa.gov/waterscience/beaches/act.html)

Coastal Zone Management Act (CZMA)

This act works to preserve, protect, develop, restore, and enhance the United States' coastal zone resources. (www.ocrm.nos.noaa.gov) ◆



ICC ECUADOR

Today, the ICC is held around every major body of water in the world. In addition to being the largest single-day volunteer event for the marine environment, the ICC is unique because of its data collection. After years of collecting data on the specific *types* of marine debris being found, ICC data now focuses on the *activities* that cause the debris. The Ocean Conservancy compiles, analyzes, and tracks this data year-by-year and site-to-site to identify the activities and general sources of the debris in a region, state, or country. We also compare data from land and underwater cleanups to discern any differences between debris sources and activities. The final information is then used to educate the public, business, industry, and government officials about the problem of debris.

Six-pack holders are an example of the ICC's influence. Although ITW Hi-Cone (the worldwide manufacturer of recyclable six-pack holders) had developed photodegradable holders in the late 1970s, they were not in

widespread use. The Ocean Conservancy's early cleanups brought media attention to the issue, and helped the company accelerate industry conversion to the photodegradable holders. By 1988, they were used throughout the United States, and were used worldwide by 1990.

ICC data reports have also influenced public policy on waste management, prompted legislation, and convinced individuals, organizations, and communities to examine their waste handling practices. Local resource managers, municipal waste management authorities, EPA, the U.S. Coast Guard, and the National Oceanic and Atmospheric Administration (NOAA) use Cleanup data as a resource and educational tool for several of their programs. In fact, cleanup data—combined with public support and The Ocean Conservancy's legislative analysis—played a major role in helping the United States ratify Annex V of MARPOL in 1987. ♦

ACTIVITIES THAT PRODUCE DEBRIS



Recreational and Shoreline Activities

Picnics, festivals, and days at the beach can produce a variety of debris. Litter washed from streets, parking lots, and storm drains also contributes to this category of debris.



Ocean/Waterway Activities

A variety of ocean and waterway activities, such as cruise ship operations, fishing, boating, military vessels, and even offshore oil drilling, can result in marine debris.



Smoking-Related Activities

Littering from smoking produces cigarette filters, cigar tips, and tobacco packaging debris.



Medical and Personal Hygiene

Medical and personal hygiene waste can enter the environment through improper disposal. Since it often arrives on beaches through sewer systems, its presence on shore can indicate other, unseen pollutants.



Dumping-Related Activities

Dumping items like building materials, cars and car parts, and large household items—either legally or illegally—contributes to marine debris. ♦

2003 Cleanup Results

The 2003 Cleanup—held on September 20, 2003—saw growth in several areas. Worldwide, more than 450,000 people removed over 7.5 million pounds of debris from more than 16,000 miles of shoreline. Five new countries—Guadeloupe, India, Luxembourg, Marshall Islands, and Vanuatu—joined the cleanup efforts in 2003, bringing the total number of participating countries to 91. Underwater cleanup participation also increased, as 9,629 divers from 70 countries removed over 185,000 pounds of debris from 325 miles of underwater terrain. Leni Herr, the ICC coordinator for Pennsylvania, reported that volunteers at Presque Isle State Park on Lake Erie expanded their cleanup scope, incorporating nine additional sites. In one year, volunteer numbers jumped from 200 to over 600, and participants collected more than 42,000 pounds of trash—nearly 26 times what they collected in 2002. In addition, volunteer participation in the 2003 Cleanup in the Philippines swelled from 89,000 volunteers to 140,000. ▶▶▶

Worldwide, more than 450,000 people removed over 7.5 million pounds of debris from more than 16,000 miles of shoreline.

ICC U.S.



Marine Debris: Where Does It Come From?

Once again, shoreline and land-based recreational activities were the number one source of marine debris, representing nearly half of all items found. Almost 80 percent of that debris included food-related items like food wrappers, caps, lids, beverage bottles, and straws. Smoking activities came in second, accounting for nearly 34 percent of the debris collected. Ocean/waterway activities made up approximately

eight percent of the total, and dumping activities were two percent. While medical and personal hygiene made up less than one percent of the total debris, it accounted for some of the more disturbing items, including thousands of used condoms, syringes, and tampons. For a complete listing of the debris items collected during the 2003 Cleanup, refer to the table on page 13. Debris item totals collected by country and by U.S. state are presented in Appendices 1 and 2.

Once trash sinks in the water beyond view, it is commonly forgotten.

But, as ICC volunteers can attest, underwater debris does not vanish. In fact, much of the debris uncovered in underwater cleanups has been on the ocean floor and river bottom for several years. Volunteers find a variety of items during underwater cleanups, from discarded materials to deliberately placed items like fish traps and fishing nets. This abandoned gear can trap and entangle wildlife or smother coral reefs long after the original user is done with them. While the debris found underwater often mimics the results found on shore, there are some differences.



People, Pounds, and Miles

Location	Land			Underwater			Total		
	People	Pounds	Miles	People	Pounds	Miles	People	Pounds	Miles
Argentina	538	6,201.4	29.4	20	500.0	0.1	558	6,701.4	29.5
Aruba	85	2,315.0	3.0	n/d	n/d	n/d	85	2,315.0	3.0
Australia	176	1,576.1	8.2	140	1,484.1	3.4	316	3,060.2	11.6
Austria	64	727.7	5.6	45	1,115.7	3.2	109	1,843.4	8.8
Bahamas	1,326	15,467.0	30.5	n/d	n/d	n/d	1,326	15,467.0	30.5
Bahrain	n/d	n/d	n/d	11	174.2	0.3	11	174.2	0.3
Barbados	89	5,575.0	3.5	n/d	n/d	n/d	89	5,575.0	3.5
Belgium	94	2,557.8	1.9	42	220.5	1.5	136	2,778.3	3.4
Belize	512	4,522.0	20.4	n/d	n/d	n/d	512	4,522.0	20.4
Bermuda	20	630.0	1.0	n/d	n/d	n/d	20	630.0	1.0
Brazil	9,210	154,663.9	415.3	324	10,068.0	7.0	9,534	164,731.9	422.4
British Virgin Islands	186	4,424.0	7.5	n/d	n/d	n/d	186	4,424.0	7.5
Bulgaria	24	1,014.3	0.5	10	110.3	0.5	34	1,124.6	1.0
Canada	20,419	114,344.6	619.8	180	3,812.0	9.1	20,599	118,156.7	628.9
Cayman Islands	237	4,736.1	11.1	20	180.0	0.8	257	4,916.1	11.8
Colombia	143	3,208.3	3.6	198	1,256.9	1.9	341	4,465.1	5.4
Cook Islands	3	80.0	n/d	13	100.0	n/d	16	180.0	n/d
Costa Rica	292	3,241.8	10.6	n/d	200.0	1.2	292	3,441.8	11.8
Croatia	12	143.3	2.5	14	220.5	0.6	26	363.8	3.1
Cyprus	48	10,588.1	3.7	51	463.1	1.3	99	11,051.1	5.0
Czech Republic	9	110.3	0.6	20	330.8	1.2	29	441.0	1.9
Dominica	629	37,430.0	24.6	10	30.0	0.2	639	37,460.0	24.8
Ecuador	1,806	28,076.5	23.8	43	1,482.5	5.5	1,849	29,559.0	29.3
Egypt	795	20,826.8	23.8	465	6,735.3	15.7	1,260	27,562.1	39.5
Fiji	100	900.0	n/d	n/d	n/d	n/d	100	900.0	n/d
Finland	64	n/d	n/d	3	88.2	0.2	67	88.2	0.2
France	11	110.3	0.3	54	1,647.1	1.6	65	1,757.4	1.9
French Polynesia	35	441.0	0.5	110	9,329.4	2.7	145	9,770.4	3.2
Germany	519	16,102.0	29.5	226	8,544.4	22.1	745	24,646.4	51.5
Greece	982	7,394.5	18.0	82	1,378.1	2.8	1,064	8,772.6	20.8
Grenada	17	800.0	1.5	n/d	n/d	n/d	17	800.0	1.5
Guadeloupe	100	1,102.5	0.9	n/d	n/d	n/d	100	1,102.5	0.9
Guyana	161	6,300.0	2.5	n/d	n/d	n/d	161	6,300.0	2.5
Haiti	21	324.0	0.3	n/d	n/d	n/d	21	324.0	0.3
Honduras	175	5,100.0	1.8	n/d	n/d	n/d	175	5,100.0	1.8

N/D = NO DATA

Location	Land			Underwater			Total		
	People	Pounds	Miles	People	Pounds	Miles	People	Pounds	Miles
Hong Kong	1,895	28,068.7	12.4	815	4,211.6	1.2	2,710	32,280.3	13.6
Hungary	56	1,122.3	3.9	67	1,197.3	1.0	123	2,319.7	4.9
India	11,116	172,875.8	285.3	n/d	n/d	n/d	11,116	172,875.8	285.3
Indonesia	268	1,085.6	20.4	79	253.6	4.4	347	1,339.2	24.8
Israel	1,400	8,820.0	5.6	98	1,874.3	n/d	1,498	10,694.3	5.6
Italy	859	11,768.1	41.4	175	3,558.9	40.1	1,034	15,327.0	81.5
Jamaica	1,581	20,171.0	18.0	21	130.0	0.3	1,602	20,301.0	18.3
Japan	16,960	57,789.4	52.2	951	7,358.5	6.2	17,911	65,147.9	58.4
Jordan	880	1,080.5	1.6	180	2,698.9	1.2	1,060	3,779.4	2.8
Kenya	1,418	28,882.9	189.4	34	130.1	12.5	1,452	29,013.0	201.9
Kuwait	94	1,102.5	0.9	53	529.2	0.4	147	1,631.7	1.2
Latvia	15	66.2	0.0	35	330.8	0.0	50	396.9	0.1
Luxembourg	n/d	n/d	n/d	25	44.1	1.9	25	44.1	1.9
Malaysia	299	2,815.8	6.8	172	855.5	2.5	471	3,671.4	9.3
Maldives	120	1,411.2	4.3	25	220.5	0.6	145	1,631.7	5.0
Malta	20	704.5	0.9	66	3,330.7	1.2	86	4,035.2	2.1
Marshall Islands	30	1,230.0	1.5	2	n/d	n/d	32	1,230.0	1.5
Mauritius	31	287.8	1.6	16	248.1	1.2	47	535.8	2.8
Mexico	2,347	16,623.2	45.1	170	2,337.8	7.1	2,517	18,961.0	52.2
Mozambique	70	2,901.8	0.3	n/d	n/d	n/d	70	2,901.8	0.3
Netherlands	50	363.8	3.9	28	1,653.8	0.2	78	2,017.6	4.1
Netherlands Antilles	807	165,870.1	6.3	43	70.0	2.5	850	165,940.1	8.8
New Zealand	71	463.1	3.4	58	1,530.3	2.3	129	1,993.3	5.7
Nigeria	1,632	2,620.0	21.5	n/d	n/d	n/d	1,632	2,620.0	21.5
Norway	48	92.6	0.6	n/d	n/d	n/d	48	92.6	0.6
Oman-Sultanate Of	220	2,646.0	14.7	59	6,174.0	4.0	279	8,820.0	18.6
Palau	95	600.0	2.0	40	n/d	n/d	135	600.0	2.0
Palestine	2	13.2	0.1	2	4.4	0.0	4	17.6	0.1
Panama	5,175	76,872.5	16.3	37	37.5	0.1	5,212	76,910.0	16.4
Papua New Guinea	n/d	n/d	n/d	15	22.1	0.2	15	22.1	0.2
Peru	6,187	279,137.6	27.2	30	242.6	0.0	6,217	279,380.1	27.2
Philippines	139,882	1,940,068.4	3,966.4	746	31,959.1	11.4	140,628	1,972,027.5	3,977.9
Poland	63	4,877.5	1.2	103	2,855.5	1.3	166	7,732.9	2.5
Portugal	n/d	n/d	n/d	14	396.9	0.6	14	396.9	0.6
Republic of Korea	683	5,051.2	14.9	178	1,099.0	0.1	861	6,150.2	15.0
Saudi Arabia	95	3,174.1	2.6	131	4,580.9	6.8	226	7,755.0	9.4
Seychelles	55	253.6	0.3	14	88.2	0.1	69	341.8	0.4
Singapore	2,084	14,179.9	14.6	17	88.2	n/d	2,101	14,268.1	14.6
South Africa	8,119	73,258.9	351.7	58	335.2	2.3	8,177	73,594.1	354.0
Spain	167	5,126.6	6.5	122	2,121.2	25.5	289	7,247.8	32.1
Sri Lanka	55	1,102.5	0.3	5	55.1	0.2	60	1,157.6	0.6
St Kitts and Nevis	565	5,295.0	28.1	n/d	n/d	n/d	565	5,295.0	28.1
St Lucia	495	5,790.3	25.5	19	280.0	1.5	514	6,070.3	27.0
St Vincent and Grenadines	87	1,788.8	2.3	n/d	n/d	n/d	87	1,788.8	2.3
Switzerland	313	4,718.7	44.8	104	4,493.8	1.9	417	9,212.5	46.7
Taiwan	318	1,313.8	1.1	86	551.3	1.1	404	1,865.1	2.3
Tanzania	19	242.6	0.1	n/d	n/d	n/d	19	242.6	0.1
Thailand	628	12,048.1	10.7	93	888.6	1.7	721	12,936.7	12.4
Trinidad and Tobago	148	10,081.3	11.3	n/d	n/d	n/d	148	10,081.3	11.3
Turkey	5,699	70,553.4	52.7	119	3,124.5	7.5	5,818	73,677.9	60.1
United Arab Emirates	553	3,528.0	19.9	185	1,102.5	18.6	738	4,630.5	38.5
United Kingdom	2,738	21,757.9	78.3	131	1,398.0	1.0	2,869	23,155.8	79.3
United States	168,518	3,744,037.0	9,192.6	2,040	39,205.1	64.6	170,558	3,783,242.1	9,257.2
Vanuatu	n/d	n/d	n/d	18	1,609.7	0.9	18	1,609.7	0.9
Venezuela	15,375	92,396.1	12.5	69	314.0	3.2	15,444	92,710.1	15.7
Vietnam	1,600	n/d	n/d	n/d	n/d	n/d	1,600	n/d	n/d
Totals:	440,907	7,369,164	15,932	9,629	185,062	325	450,536	7,554,225	16,257

N/D = NO DATA

2003 Cleanup Results

Both land and underwater cleanups can trace most of their debris to shoreline and recreational activities, such as sports, picnics, and beachgoing. Litter washed from parking lots and streets also falls under this category. However, more than 88 percent of all land cleanup debris was represented by two categories—shoreline and recreational activities and smoking activities, at nearly 55 and 34 percent, respectively. In contrast, shoreline and recreational activities represented nearly three-quarters of underwater debris. Smoking

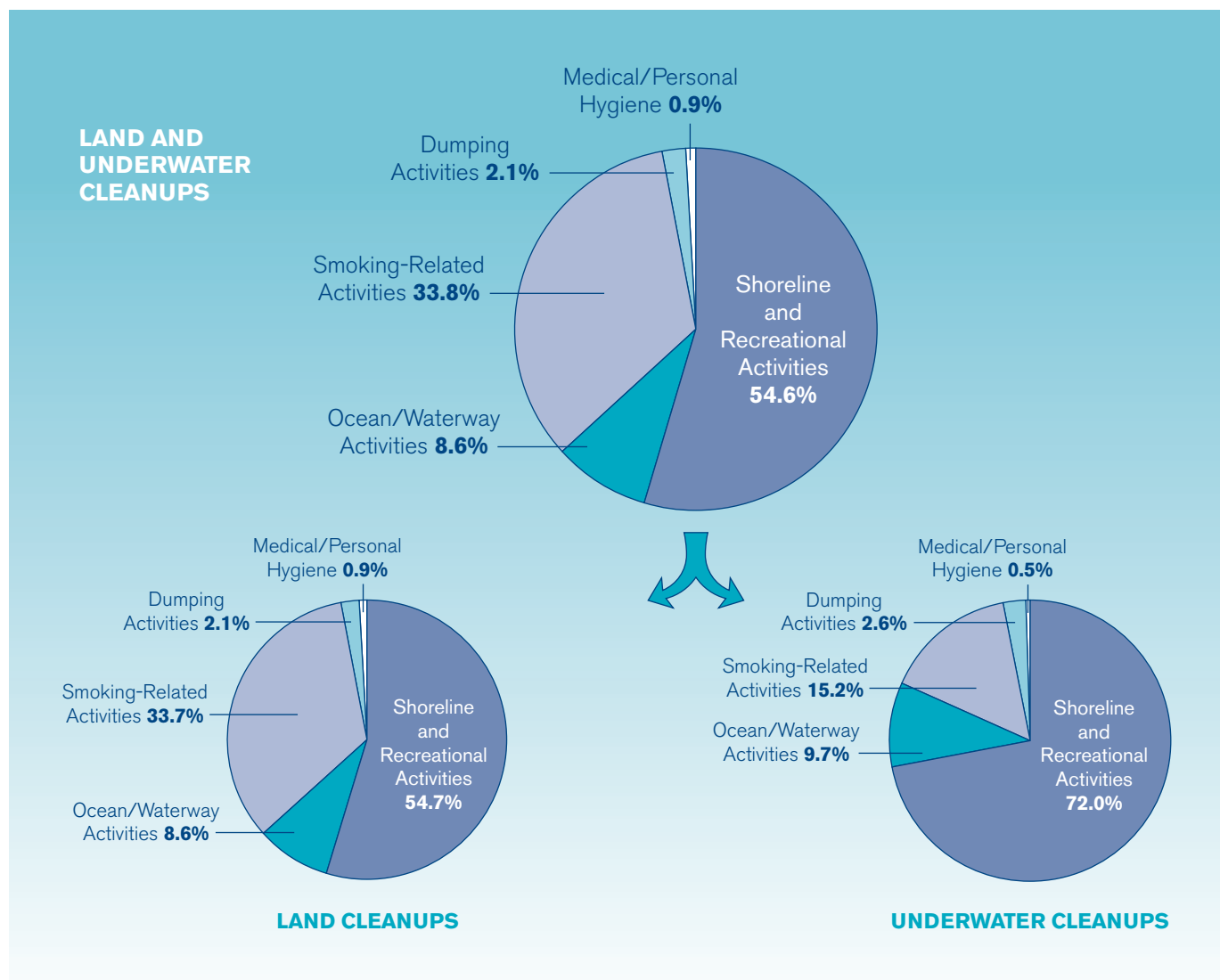
activities followed at 15 percent.

Activities occurring on the water contributed slightly more debris to underwater cleanups at nearly 10 percent, compared to land cleanups' eight percent. One of the problems with debris from ocean/waterway activities—including fishing line and nets, rope, and plastic sheeting—is that it's among the most destructive. This debris can remain in the water, posing a continual threat to marine wildlife and humans. It is little wonder that this debris is the most common type found in animal entanglements. Padre Island National Seashore in

Texas has severe problems with marine debris, particularly trash from ocean/waterway activities. According to the Park's ten-year study, *Shoreline Trash: Studies at Padre Island National Seashore, 1989-1998*, nearly 80 percent of the debris found at the Park can be traced to the shrimping industry.³ Cliff McCreedy, Marine Management Specialist with the National Park Service, reported that 146 volunteers braved inclement weather to remove over six tons of debris from the park during the 2003 Cleanup.



Sources of Debris Worldwide 2003 International Coastal Cleanup



Total Number of Debris Items Collected

Debris Items	Land	Underwater	Total
SHORELINE & RECREATIONAL ACTIVITIES			
Bags	351,751	2,543	354,294
Balloons	66,422	110	66,532
Beverage Bottles (Glass)	322,063	6,176	328,239
Beverage Bottles (Plastic) 2 liters or less	429,668	9,095	438,763
Beverage Cans	306,972	7,766	314,738
Caps/Lids	537,797	2,035	539,832
Clothing/Shoes	103,664	1,122	104,786
Cups/Plates/Forks/Knives/Spoons	314,859	2,588	317,447
Food Wrappers/Containers	628,979	3,182	632,161
Pull Tabs	70,408	614	71,022
Shotgun Shells/Wadding	30,472	51	30,523
Six-Pack Holders	36,014	222	36,236
Straws/Stirrers	272,218	887	273,105
Toys	59,352	205	59,557
OCEAN / WATERWAY ACTIVITIES			
Bait Containers/Packaging	34,292	339	34,631
Bleach/Cleaner Bottles	29,769	192	29,961
Buoys/Floats	54,799	512	55,311
Crab/Lobster/Fish Traps	27,878	50	27,928
Crates	7,858	64	7,922
Fishing Line	52,076	1,167	53,243
Fishing Lures/Light Sticks	20,031	419	20,450
Fishing Nets	29,744	223	29,967
Light Bulbs/Tubes	14,190	62	14,252
Oil/Lube Bottles	26,808	168	26,976
Pallets	6,183	16	6,199
Plastic Sheeting/Tarps	88,603	631	89,234
Rope	130,304	893	131,197
Strapping Bands	36,192	175	36,367
SMOKING - RELATED ACTIVITIES			
Cigar Tips	103,010	364	103,374
Cigarette Lighters	38,324	256	38,580
Cigarettes/Cigarette Filters	1,916,228	6,602	1,922,830
Tobacco Packaging/Wrappers	131,877	525	132,402
DUMPING ACTIVITIES			
55-Gallon Drums	2,591	30	2,621
Appliances (refrigerators, washers, etc.)	4,683	21	4,704
Batteries	16,368	280	16,648
Building Materials	84,376	556	84,932
Cars/Car Parts	16,693	149	16,842
Tires	12,775	280	13,055
MEDICAL / PERSONAL HYGIENE			
Condoms	16,782	63	16,845
Diapers	18,687	170	18,857
Syringes	8,275	7	8,282
Tampons/Tampon Applicators	14,787	35	14,822
Totals	6,474,822	50,845	6,525,667

UNDERWATER CLEANUPS

Understanding the presence of underwater debris and removing it have been key components of the Cleanup. In 2003, participation in underwater cleanups increased slightly, almost four percent, as 70 countries held underwater cleanups. More than 9,600 divers worked beneath the waves to remove debris from lakes, rivers, and oceans. Together, they removed 50,000 items, weighing almost 93 tons. ♦



ICC PUERTO RICO



ICC JAPAN

Each year, the ICC tabulates a “Top Ten” list of the 10 most prevalent items found during the Cleanup. In addition to being some of the most abundant items, the Top Ten also account for approximately 80 percent of the total collected debris. While smoking activities came in second in worldwide cleanup percentages, cigarettes were the most commonly found item for the 14th year in a row. They made up nearly one third of the 6.5 million items collected in the Cleanup.

Although cigarettes were by far the most common item recorded in land-based cleanups at 30 percent—food wrappers and containers came in a distant second with just under 10 percent—they only ranked third in underwater cleanups. Plastic beverage bottles were the most common item found in underwater cleanups at nearly 18 percent, followed by beverage cans at 15 percent. This data points to the need to better handle these items through recycling and community-based waste management programs.



ICC MEXICO

Since 1990, most of the items found during the ICC have been waste from consumable goods—from cigarettes to prepackaged food and beverage products—that are discarded after the product is used or consumed. Pinpointing

these types of debris and the activities that cause them aids in the tracing of sources of debris and in the creation of educational programs to help people develop a new mind set toward littering.



"Top Ten" Items Worldwide

LAND AND UNDERWATER CLEANUPS

Debris Items	Total Number	Percent
1. Cigarettes/Cigarette Filters	1,922,830	29.5%
2. Food Wrappers/Containers	632,161	9.7%
3. Caps/Lids	539,832	8.3%
4. Beverage Bottles (Plastic) 2 liters or less	438,763	6.7%
5. Bags	354,294	5.4%
6. Beverage Bottles (Glass)	328,239	5.0%
7. Cups/Plates/Forks/Knives/Spoons	317,447	4.9%
8. Beverage Cans	314,738	4.8%
9. Straws/Stirrers	273,105	4.2%
10. Tobacco Packaging/Wrappers	132,402	2.0%
Totals	5,253,811	80.5%

LAND CLEANUPS

Debris Items	Total Number	Percent
1. Cigarettes/Cigarette Filters	1,916,228	29.6%
2. Food Wrappers/Containers	628,979	9.7%
3. Caps/Lids	537,797	8.3%
4. Beverage Bottles (Plastic) 2 liters or less	429,668	6.6%
5. Bags	351,751	5.4%
6. Beverage Bottles (Glass)	322,063	5.0%
7. Cups/Plates/Forks/Knives/Spoons	314,859	4.9%
8. Beverage Cans	306,972	4.7%
9. Straws/Stirrers	272,218	4.2%
10. Tobacco Packaging/Wrappers	131,877	2.0%
Totals	5,212,412	80.4%

UNDERWATER CLEANUPS

Debris Items	Total Number	Percent
1. Beverage Bottles (Plastic) 2 liters or less	9,095	17.9%
2. Beverage Cans	7,766	15.3%
3. Cigarettes/Cigarette Filters	6,602	13.0%
4. Beverage Bottles (Glass)	6,176	12.2%
5. Food Wrappers/Containers	3,182	6.3%
6. Cups/Plates/Forks/Knives/Spoons	2,588	5.1%
7. Bags	2,543	5.0%
8. Caps/Lids	2,035	4.0%
9. Fishing Line	1,167	2.3%
10. Clothing/Shoes	1,122	2.2%
Totals	42,276	83.3%

PEOPLE WHO ARE MAKING A DIFFERENCE

People are the greatest asset to any volunteer event, and the ICC is no different. While we rely on our volunteers to make the Cleanup successful, the project would not be possible without the dedication of our 168 ICC coordinators.

A love of the oceans, a sense of stewardship, and a desire to protect the environment are just some of the motivations driving our ICC coordinators. But dealing with debris can be a challenging—and dirty—job. In fact, coordinators face many trials, from working in inclement weather to supervising dozens, if not hundreds, of volunteers. After 17 years of the ICC, Theresa Torrent-Ellis, of Maine, says one of her biggest tests is convincing volunteers that there is still a need to clean up debris. Others find it difficult to convince volunteers that the ICC is relevant to land-locked areas. “One of our challenges has been to convince Nebraskans that the Cleanup is relevant when the closest oceans are thousands of miles away,” says Jane Polson of Keep Nebraska Beautiful. As Nebraska’s ICC coordinator, she’s found that people participate when they realize that the ICC includes the cleanup of every waterway, including lakes, streams, rivers, and ponds.

For many, the responsibilities of being a coordinator go beyond the actual Cleanup. Several coordinators are working to spread the message about marine debris in their communities. Yael Bali, with Ecocaribe A.C., is trying to incorporate information from the ICC into local school study programs in Mexico. In New Brunswick,

Canada, Gay Wittrien, of Atlantic Coastal Action Program, is planning a pilot project to help two inland communities organize cleanups and educate their communities about marine debris. Karen Grainey, with Clean Coast, hopes to join forces with river cleanups outside Atlanta to make more Georgians aware of the coastal concerns and to help develop an interest in marine conservation.

Despite the challenges and setbacks, on the whole, coordinators consider their efforts worthwhile—especially when they see the effects the ICC can have on young people. One of Yael’s favorite memories is of a 1998 Cleanup, where over 300 schoolchildren and their parents spent three hours cleaning up a local beach. According to Yael, it was exciting to see “little kids dragging huge bags of trash with smiles on their faces from ear to ear.” Leni Herr, of Verizon TelecomPioneers in Pennsylvania, has also seen the ICC affect young adults. Organizing a cleanup in her hometown had a life-changing effect on one college student—she changed her major from English to environmental studies.

Perhaps Jane Polson explains coordinators’ motivations the best. “It’s amazing to be a part of a worldwide effort,” she exclaims. “Each ICC participant is changing the world, one piece of litter at a time.” ♦



CLEANING UP THE NATIONAL PARKS

The National Park Service provided thousands of volunteers for the ICC. In addition to their work on Padre Island, more than 850 Park volunteers turned out to remove over eight tons of trash from the beaches and marsh areas at Gulf Islands National Seashore in the Florida and Mississippi Gulf Coasts. Park volunteers also helped clean up several other sites, including Biscayne National Park in Florida, Gateway National Recreation Area near New York and New Jersey, and the San Juan Islands Historical Park in Puget Sound, Washington. ♦



ICC U.S.

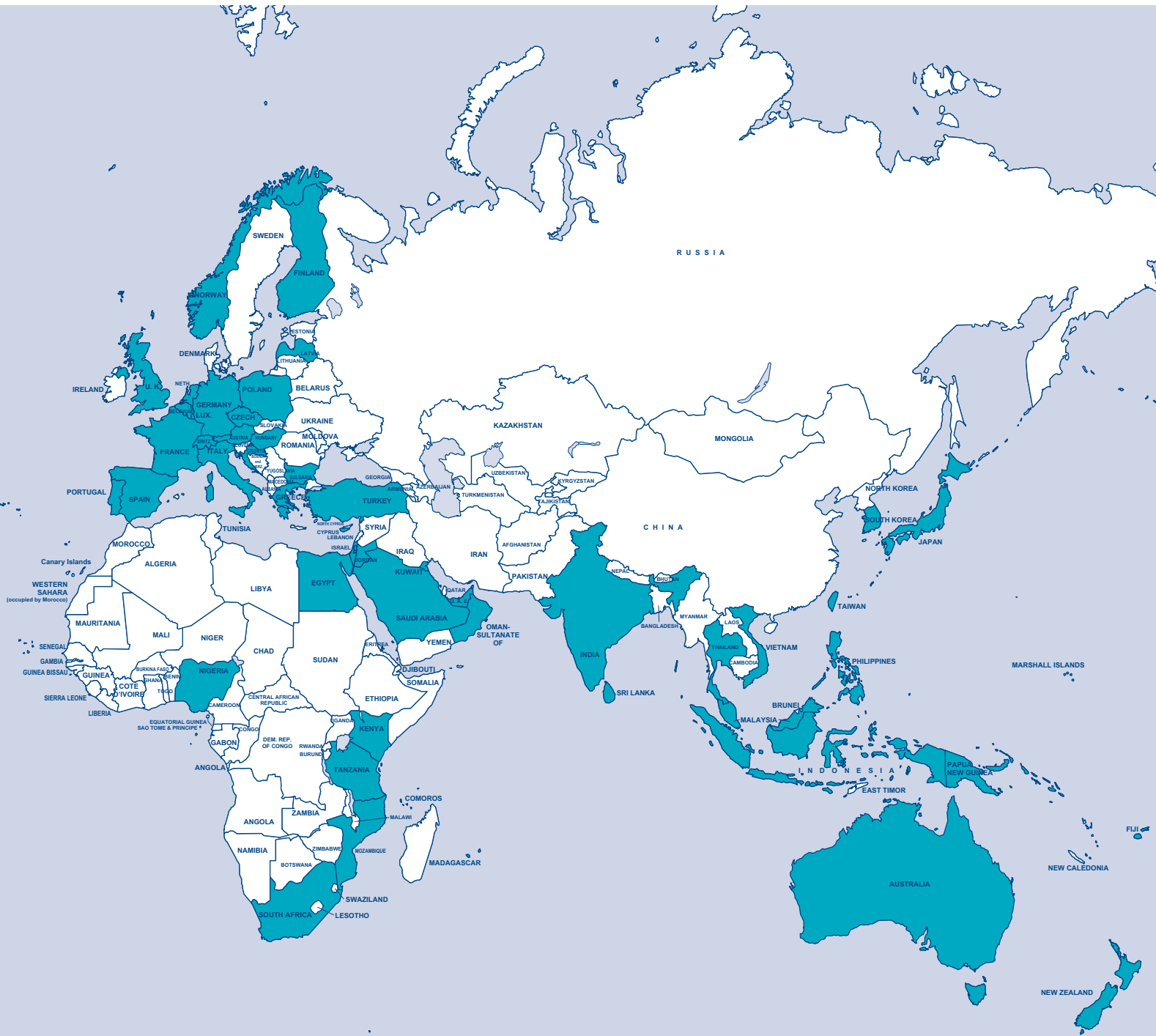
Country Participation



The ICC's geographical participation continues to span the globe. In 2003, 91 countries took part in the Cleanup.

Participating countries are highlighted in blue.

- | | | | | |
|-----------|------------------------|----------------|------------------|-----------|
| Argentina | Bermuda | Croatia | French Polynesia | Hungary |
| Aruba | Brazil | Cyprus | Germany | India |
| Australia | British Virgin Islands | Czech Republic | Greece | Indonesia |
| Austria | Bulgaria | Dominica | Grenada | Israel |
| Bahamas | Canada | Ecuador | Guadeloupe | Italy |
| Bahrain | Cayman Islands | Egypt | Guyana | Jamaica |
| Barbados | Colombia | Fiji | Haiti | Japan |
| Belgium | Cook Islands | Finland | Honduras | Jordan |
| Belize | Costa Rica | France | Hong Kong | Kenya |



- | | | | | |
|------------------|----------------------|-------------------|-------------------------|----------------------|
| Kuwait | Mozambique | Panama | Singapore | Tanzania |
| Latvia | Netherlands | Papua New Guinea | South Africa | Thailand |
| Luxembourg | Netherlands Antilles | Peru | Spain | Trinidad & Tobago |
| Malaysia | New Zealand | Philippines | Sri Lanka | Turkey |
| Maldives | Nigeria | Poland | St Kitts & Nevis | United Arab Emirates |
| Malta | Norway | Portugal | St Lucia | United Kingdom |
| Marshall Islands | Oman-Sultanate Of | Republic of Korea | St Vincent & Grenadines | United States |
| Mauritius | Palau | Saudi Arabia | Switzerland | Venezuela |
| Mexico | Palestine | Seychelles | Taiwan | Vietnam |

Dangers of Debris

Each year, volunteers find animals caught in a variety of debris, and the results can be deadly. Debris entanglement can cause lethal cuts, hampered mobility, suffocation, and drowning. Debris ingestion—usually caused when animals mistake trash for food or are indiscriminant eaters—can lead to strangulation and starvation.

In 2003, volunteers discovered 237 entangled animals worldwide. For the third year, fishing line was the primary culprit, representing more than 41 percent of total entanglements. Fishing nets were the next “most dangerous” item, catching over 18 percent of entangled animals. Fishing line retrieval and recycling programs are potential solutions to help alleviate this problem (see sidebar page 19).

Even though the dangerous debris represent less than 13 percent of the total number of recorded items, debris such as fishing line, plastic bags, rope, and

balloons are much more dangerous to wildlife. For a complete listing of these dangerous items, see the chart below.

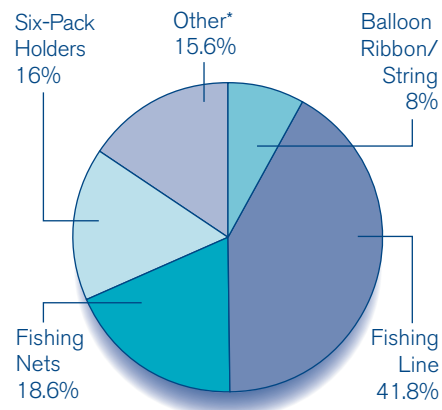
These types of synthetic materials create stubborn and durable threats to aquatic wildlife. In January 2004, an entangled humpback whale was spotted struggling in Chileno Bay off the coast of Mexico. When rescue divers arrived, they discovered the 40-foot whale was covered from head to tail in a 70-foot monofilament drift net. The divers worked for hours to free the animal. But according to Kevin Colter, one of the rescue divers, the net had caught more than the whale—it had also snared a mess of rotting tuna.

In March 2004, a young right whale named Kingfisher (below) was spotted off the Florida coast, heavily entangled in fishing gear. He had fishing line extensively wrapped around each flipper. At press time, disentanglement teams had been following him up the U.S. east coast, trying to cut him free from the gear.

Derelict fishing gear is also a problem in the Northwestern Hawaiian Islands. Currents from the Pacific Gyre pass by the islands, depositing debris picked up thousands of miles away. The nets create an irresistible lure for curious Hawaiian monk seals, which can easily become entangled. The problem is so severe that the NOAA has been working in partnership with the U.S. Coast

Debris Items Found Entangling Animals

Entangling Debris	Number of Entangled Animals
Balloon Ribbon/String	19
Fishing Line	99
Fishing Nets	44
Six-Pack Holders	38
Other*	37



Dangerous Debris Items

Item	Amount
Bags	354,294
Balloons	66,532
Crab/Lobster/Fish Traps	27,928
Fishing Line	53,243
Fishing Nets	29,967
Plastic Sheeting/Tarps	89,234
Rope	131,197
Six-Pack Holders	36,236
Strapping Bands	36,367
Syringes	8,282
Total	833,280



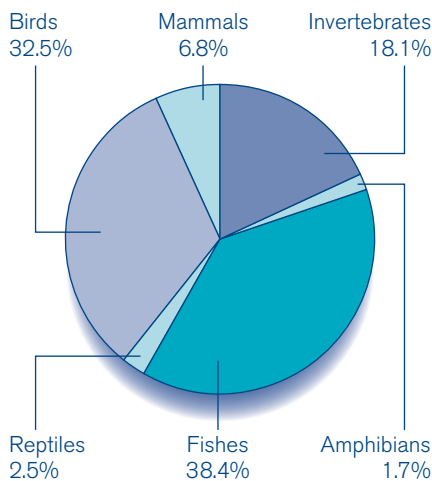
Coast Guard disentanglement teams made repeated attempts to free Kingfisher.

Guard and many groups for more than three years to remove derelict fishing gear from the area's waters and reefs. To date, the project has removed more than 364 tons of debris. However, scientists estimate that more than 100 tons of derelict fishing nets and gear still remain in the Northwestern Hawaiian Islands.



Animals Found Entangled in Debris

Animal Type	Number of Entangled Animals
Invertebrates	43
Amphibians	4
Fishes	91
Reptiles	6
Birds	77
Mammals	16



MONOFILAMENT RECYCLING: ONE WAY TO MAKE A POSITIVE DIFFERENCE

Florida is one of the world's largest recreational fishing destinations, and every year, the Florida Coastal Cleanup collects thousands of pounds of discarded monofilament line. Because it is strong, thin, durable, and nearly invisible, monofilament is widely used by anglers. But those qualities can make it extremely hazardous when left behind. Discarded line is a serious threat for fish, birds, sea turtles, and for the state's endangered manatees. Between 1974 and 2000, manatee specialists rescued 112 manatees that had either swallowed, or become entangled in, monofilament line or nets.⁴ And monofilament represents a threat to humans, as well; it can foul propellers and boat motor intakes, and at least one diver has drowned after becoming entangled in the line.

Florida is also the most progressive state when it comes to establishing monofilament recycling programs; eight counties have active programs, and at least five others are developing such programs. Brevard County led the way with the first such program in 2000, funded by the Florida Fish and Wildlife Conservation Commission. High school students built containers that were placed in and around marinas and piers, and volunteers agreed to sort through the containers and take the discarded line to participating tackle shops for shipping. In the first six months alone, the Brevard County program recycled more than 1,000 pounds of the lightweight fishing line. Other Florida counties, including Monroe, encompassing the Florida Keys, followed suit with their own recycling programs. Together, Brevard and Monroe Counties have accounted for approximately one-third of all manatee rescues involving monofilament.⁵

Pure Fishing, and its subsidiary, Berkley—manufacturers of monofilament—are participating in the recycling effort: they provide postage-paid bins or boxes in which to ship the line back to the company for recycling. With the participation of community groups, marinas, and volunteers, local communities can implement recycling programs, educate anglers, and reduce the devastating impacts of abandoned monofilament line. For more information about Florida's program, and about starting a monofilament recycling program, log onto <http://floridaconservation.org/mrrp/index.asp>. ♦

Entangled Animals

Debris Item	Invertebrates	Amphibians	Fishes	Reptiles	Birds	Mammals	Total	
Balloon Ribbon/String	1		8		9	1	19	8.0%
Crab/Lobster/Fish Traps			2				2	0.8%
Fishing Line	14	1	34	2	43	5	99	41.8%
Fishing Nets	10	1	28		5		44	18.6%
Plastic Bags	5		1	1	6	1	14	5.9%
Rope	6	1	13	2	9	7	38	16.0%
Six-Pack Holders					2		2	0.8%
Wire						1	1	0.4%
Miscellaneous	7	1	5	1	3	1	18	7.6%
Total	43	4	91	6	77	16	237	
	18.1%	1.7%	38.4%	2.5%	32.5%	6.8%		



Attendees at the 2004 APEC seminar in Hawaii.

In an effort to encourage dialogue and information exchange on this serious problem, the Asia Pacific Economic Cooperation (APEC) held a marine debris seminar in Hawaii in January 2004. Representatives from several nations—including Japan, Australia, South Korea, Mexico, and Peru—attended in hopes of learning more about the problem of derelict fishing gear. Seminar topics included fishing gear, fishing practices, and debris recovery. Seba Sheavly, Director of The Ocean Conservancy's Office of Pollution Prevention and Monitoring in Virginia Beach, Virginia, presented on the global problem of debris and the importance of identifying and addressing its sources.

While marine mammal entanglements may be the most newsworthy, they made up less than seven percent of the total entanglements found in the 2003 Cleanup. In contrast, fish and invertebrates accounted for more than half of all recorded entangled animals. While one could reasonably expect that animals that spend most

The Asia Pacific Economic Cooperation (APEC) held a marine debris seminar in Hawaii in January 2004. Representatives from several nations—including Japan, Australia, South Korea, Mexico, and Peru—attended in hopes of learning more about the problem of derelict fishing gear.

of their lives underwater would be at the greatest risk for entanglement, seabirds are also victims of debris. Volunteers found 77 entangled birds, or nearly 33 percent of the total entangled wildlife. For a listing of specific debris items and entangled animals, see the charts on the previous page.

Unfortunately, the entanglements recorded during the ICC only represent one day's worth of information. According to Sea Life Surveys, a UK-based research group, scientists estimate that globally, more than one million birds and 100,000 marine mammals and sea turtles die each year from entanglement in, or ingestion of plastics.⁶ We may never know exactly how many numbers of animals are affected by marine debris each year.

Marine debris is harmful to humans, too. In addition to the obvious dangers of syringes, broken glass, and similar debris, there are other, unseen threats as well. Medical and personal hygiene debris often enters the waste stream through sewer systems, which can indicate the presence of invisible pollution and pathogens. Bacteria can sicken people exposed to the contaminated water. In fact, there were at least 12,184 beach closings and advisories due to unsafe water issued across the United States in 2002.⁷ ♦

Creating Solutions

The Ocean Conservancy understands that pollution prevention is more effective than pollution cleanup.

Consequently, we are working toward solutions to address marine debris at its origins.

Fighting the Debris Problem

In the United States and Caribbean, participants in The Ocean Conservancy's **Model Communities** program (with support from Philip Morris USA) work to increase public awareness of waste handling problems, educate the public on how individual actions affect debris, and provide tools to encourage changes in waste disposal habits. With a successful North Carolina project under its belt, Model Communities is branching out. Plans for a new project in Puerto Rico are underway that would address the problem of debris from various shoreline and recreational activities (beach-going, picnics, sports and games, festivals, and street and storm drain litter) fouling Puerto Rico's beautiful beaches. Aside from their intrinsic values for recreational use and as a tourist-based economy for the island, these beaches are also essential marine sites for sensitive mangrove, sea grass, and coral reef ecosystems, and for numerous wildlife species, including threatened and endangered sea turtles. Using beach signage and a poster series displayed in local restaurants, convenience stores, and other businesses, the new project plans to educate local beach users on the problem of debris and encourage them to alter their debris disposal habits. ▶▶▶

ICC PUERTO RICO



Another program focusing on pollution prevention is The Conservancy's **Storm Drain Sentries** program. Water collected in storm drains flows freely into nearby streams and rivers, and ultimately, the ocean, carrying with it all the unfiltered debris gathered along the way. EPA and The Ocean Conservancy created the Storm Drain Sentries program to raise public awareness of the harmful effects of dumping trash and other pollutants into sewer systems. Across the United States, volunteers stencil storm drains with reminders and educational messages such as "Don't Dump! Protect Your Water." One of the program's long-term goals—besides increased public awareness—is to have volunteers stencil one million storm drains. In addition, volunteers also collect information on the types of contaminants found around storm drains and the types of land uses adjacent to the drains.

While prevention efforts are necessary for future ocean health, something has to be done about the debris that enters our waterways every day. Since 1997, volunteers in The Ocean Conservancy's **National Marine Debris Monitoring Program (NMDMP)**—developed from the ICC—have taken the idea of beach cleanups a step farther in the United States by standardizing data collection using scientific methods to determine the status and trends of debris pollution. Congress mandated EPA to run the study to scientifically test the effectiveness of MARPOL's Annex V (see page 7 for more information).

Funded by EPA's Office of Water, NMDMP uses volunteers to conduct year-round, monthly beach cleanups on the same randomly selected 1/3-mile tracts of land. Volunteers collect information on 30 specific marine debris items being

tracked for the study. The program divides the U.S. into nine regions with 12 to 20 beach sites within each region. The information is continuously added to a national marine debris database, and will eventually form a foundation for statistical data used to identify major sources of debris and whether it is on the rise or decreasing, and help shape potential ocean policy regarding debris. More information can be found at www.oceanconservancy.org.

Marine debris is one of the most frustrating environmental threats because it is easily one of the most preventable. As Yael Bali, the ICC coordinator in Quintana Roo, Mexico, explains, "Of all the environmental

problems we have, trash is one that is completely in our hands." But data from the last decade indicates that the majority of people do not consider their contributions to marine debris to be significant enough to warrant a change in personal behavior. Consequently, continued education on the harmful effects debris has on our oceans, waterways, and our own lives is vital to help alter the behaviors that cause this problem. The 2003 ICC report is one of several tools The Ocean Conservancy uses in its ongoing efforts to educate society and create solutions to this long-standing problem. ♦

WHAT YOU CAN DO TO REDUCE DEBRIS

On its website, EPA is challenging all citizens to conserve our natural resources and save energy. It offers the following tips to get you started.⁸

REDUCE YOUR PACKAGING

Buy bulk or concentrated products when you can.

REDUCE TOXICITY OR LEARN HOW

Recycle your batteries or use batteries with reduced mercury.

SELECT REUSABLE PRODUCTS

Sturdy, washable utensils, tableware, cloth napkins, and dishcloths can be used many times.

USE DURABLE PRODUCTS

Choose furniture, sports equipment, toys, and tools that will stand the test of time.

REUSE PRODUCTS

Reuse newspaper, boxes, shipping "peanuts," and bubble wrap to ship packages.

RECYCLE AUTOMOTIVE PRODUCTS

Take car batteries, antifreeze, and motor oil to participating recycling centers.

BUY PRODUCTS MADE FROM RECYCLED MATERIAL

Many bottles, cans, cereal boxes, containers, and cartons are made from recycled material.

COMPOST OR LEARN HOW

Food scraps and yard waste can become natural soil conditioners. ♦

International Coordinators

2003 International Coastal Cleanup

ANTIGUA AND BARBUDA

Alton Forde, National Solid Waste Management Authority

ARGENTINA

Daniel Rolleri, ReCrear

BAHAMAS / GRAND BAHAMA ISLAND

Renamae Symonette and Erika Gates, Bahamas Ministry of Tourism

BAHAMAS / NASSAU

Lynn Gape, Bahamas National Trust

BARBADOS

Osmond Harewood, Caribbean Youth Environmental Network

BARBADOS

Madge Dalrymple, The Permanent Secretary, Ministry of Tourism

BELIZE

Hilberto Riverol, The Scout Association of Belize

BERMUDA

Robyn Bungay, Dolphin Quest

BRAZIL

Salvatore Siciliano, Grupo de Estudos de Mamiferos Marinhos da Regiao Dos Lagos

BRITISH VIRGIN ISLANDS

Jasmine Bannis and Mervin Hastings, Conservation & Fisheries Department, Ministry of Natural Resources & Labor

CANADA

Jason Boyce and Tara Taylor, Vancouver Aquarium Marine Science Centre

CANADA / NEW BRUNSWICK

Gay Wittrien and Sean Brilliant, Atlantic Coastal Action Program

CANADA / NEWFOUNDLAND

Sheldon Peddle and Peter Smith, Humber Arm Environmental Association, Inc.

CANADA / NOVA SCOTIA

Brooke Cook, Bluenose Atlantic Coastal Action Program

CANADA / PRINCE EDWARD ISLAND

David Boyce, Southeast Environmental Association

CANADA / QUEBEC

Sara Lourie, McGill University

CAYMAN ISLANDS

Najah Lewis, Cayman Islands Tourism Association

COLOMBIA

Luis Fernando Sanchez-Rubio, Universidad de San Buenaventura

COLOMBIA / SAN ANDRÉS

Enriqueta Hawkins, CORALINA

COSTA RICA

Giovanna Longhi, Asociacion Terra Nostra

CYPRUS

Andreas Demetropoulos, Cyprus Wildlife Society

DOMINICA

Terry Raymond, Dominica Youth Environment Organization

DOMINICAN REPUBLIC

Patricia Lamelas, CEBSE, Inc.

ECUADOR

Narcisa Cardenas Araujo and Cap. Hernan Moreano, Programa de manejo de Recursos Costeros

ECUADOR / GALAPAGOS

Cap. Miguel Mosquera B. and Sergio Bazan, Fundacion Ecologica Albatros

EGYPT

Sylvie Mounir, Ghazala Hotels

FIJI

Iliapi L. Tuwai, International Marinelife Alliance

GREECE

Dimitris C. Mitsatsos and Constantinos Triantafillou, HELMEPA

GRENADA

Joseph Antoine and Gillian Sylvester, Friends of the Earth Grenada

GUYANA

Trevor Benn, GuyberNet

HAITI

Jean W. Wiener, Fondation por la Protection de las Biodiversite Marine

HONG KONG

Thierry Chan, Civic Exchange

INDIA

Captain Rajan Vir, Indian Maritime Foundation

INDONESIA

Hani Taufik, Yayasan JARI

ISRAEL

Ronen Alkalay, Marine and Coastal Division, Ministry of the Environment

JAMAICA

Janice Ansine, National Environmental Societies Trust

JAPAN / JEAN

Yoshiko Ohkura and Azusa Kojima, Japan Environmental Action Network

JAPAN / OKINAWA (RYUKYU ISLANDS)

Edo Heinrich-Sanchez and Kenny Ehman, Okinawa O.C.E.A.N.

KENYA

Dr. Rene D. Haller, Baobab Trust

International Coordinators

MALAYSIA

Jesse Siew and Helen Wong, The Body Shop West Malaysia

MALTA

Vince Attard, Nature Trust (Malta)

MEXICO / BAJA

Kirsten Tobey, Center for Coastal Studies

MEXICO / COLIMA

Lidia Silvia Iniguez, Universidad de Colima

MEXICO / QUINTANA ROO

Yael Bali, Ecocaribe A.C.

MEXICO / SONORA

Kenia Castaneda Nevarez, Intercultural Center for the Study of Deserts and Oceans

MEXICO / YUCATAN

Jose Ruiz Silva and Luis Armando Ruiz Sosa, Sria. de Ecologia del Gobierno del Estado de Yucatan

MICRONESIA / KOSRAE

Katrina Adams, Kosrae Conservation and Safety Organization

NETHERLANDS ANTILLES / BONAIRE

Imre Esser and Corine Gerharts, Sea Turtle Conservation Bonaire

NETHERLANDS ANTILLES / SABA

David Kooistra, Saba Marine Park/Saba Hyperbaric Facility

NETHERLANDS ANTILLES /

ST. MAARTEN

Elsje Bosch, St. Maarten National Heritage Foundation

NEW ZEALAND

Gael Arnold, Island Care New Zealand Trust

NICARAGUA

Pamela Fletcher

NIGERIA

Prince Ene Baba-owoh, Clean-Up Nigeria

NORWAY

Alec Riedel, International School of Stavanger

PADI ASIA PACIFIC

Debbie Lambert and Henrik Nimb, PADI Asia Pacific

PADI EUROPE

Nicole Dietrich and Anette Eldevik, Project A.W.A.R.E. Foundation Europe

PADI INTERNATIONAL LIMITED

Suzanne Pleydell and Domino Albert, Project Aware (UK)

PADI JAPAN

Tatsuya Kitsukawa, PADI Japan

PADI NORDIC / FINLAND & ESTONIA

Immi Wallin, PADI Nordic

PADI NORDIC / NORWAY

Jan Moller Busch, PADI Norway AS

PADI NORDIC / SWEDEN

Hans Olsson, PADI Nordic

PANAMA

Miguel Zimmerman and Miguel vonSeidnitz, Asociacion Nacional para la Conservacion de la Naturaleza

PAPUA NEW GUINEA

Edward Kibikibi Jr., PNG Coastal Clean Up Association, Inc.

PERU

Erika V. Pariamachi Medina and Arturo E. Alfaro Medina, VIDA

PHILIPPINES

Geronimo P. Reyes and Samuel Umandap, International Marinelife Alliance-Philippines

REPUBLIC OF KOREA

Sun Wook Hong, Korea Maritime Institute

SINGAPORE

N Sivasothi, Raffles Museum of Biodiversity Research, NUS

SOUTH AFRICA / CAPE TOWN

John Kieser, Marine and Coastal Management

SOUTH AFRICA / KWAZULU-NATAL

Wayne Munger, KwaZulu-Natal Wildlife

ST KITTS AND NEVIS / NEVIS

Joan Robinson, Nevis Historical Conservation Society

ST KITTS AND NEVIS / ST KITTS

Bryan Farrell, Ministry of Health and Environment

ST LUCIA

Marcia Dolar, Caribbean Youth Environment Network

ST VINCENT AND GRENADINES

Anita John, JEMS Environmental Management Services

THAILAND

Vorasuntharosot Vorapong, Pacific Plastics/Dow Chemicals

TRINIDAD AND TOBAGO

Zakiya Uzoma-Wadada and Natasha Nunez, Caribbean Network for Integrated Rural Development

TURKEY

Yasemin Cagatay, Turkish Marine Environment Protection Association

TURKS AND CAICOS ISLANDS

Michelle Fulford-Gardiner, Cleanup TCI

UNITED ARAB EMIRATES

Ahmed Bin Byat and Ibrahim Al-Zubi, Emirates Diving Association

UNITED KINGDOM

Andrea Crump, Marine Conservation Society

VENEZUELA

Zoyla Martinez and Janethe Gonzalez, FUDENA

VIETNAM

Nguyen Thu Hue, International Marinelife Alliance ♦

United States Coordinators

2003 International Coastal Cleanup

ALABAMA

Amy King, ADCNR State Lands Division
Coastal Section

ALASKA

Kent Berklund

AMERICAN SAMOA

Marc Marquis and Pelema Kolise,
American Samoa Environmental
Protection Agency

ARIZONA

Gretchen Fuller, Arizona Clean
& Beautiful

ARKANSAS

Teresa Elkins Caveness, Keep Arkansas
Beautiful

CALIFORNIA

Eben Schwartz and Chris Parry,
California Coastal Commission

CONNECTICUT

Nina Sankovitch, Save the Sound, Inc.

DELAWARE

Jason Gleockler, Department of Natural
Resources & Environmental Control

DISTRICT OF COLUMBIA

Katie Register, Department of Natural
Sciences

FLORIDA

Michele Clary, The Ocean Conservancy

GEORGIA

Karen Grainey, Clean Coast

GUAM

Dave Duenas and Francis L.G. Damian,
Guam International Coastal Cleanup
Committee

HAWAII

Christine Woolaway, University of
Hawaii / Sea Grant

ILLINOIS

Stephanie Smith, Lake Michigan
Federation

INDIANA

Jeanette Miller, Grand Cal Task Force

LOUISIANA

Pam Kimball and Judy Desselle, LA
Department of Environmental Quality

MAINE

Theresa Torrent-Ellis, Maine Coastal
Program

MARYLAND

Joyce Ponsell and Phyllis Koenings,
Assateague Coastal Trust

MARYLAND / BALTIMORE

Gerri Schlenoff and Jen Faught, National
Aquarium in Baltimore

MASSACHUSETTS

Pauline Westhaver and Regan Maund,
Urban Harbors Institute

MICHIGAN

Jamie Morton, Lake Michigan Federation

MINNESOTA

Sonia Mascarenhas, Great Lakes
Aquarium

MISSISSIPPI

Lauren Thompson, MS Department of
Marine Resources

MISSOURI

Diane Sanders, Skin-N-Scuba Dive
Shop Inc.

MONTANA

Evelyn Joppa, Mrs. J's Scuba



ICC U.S.

United States Coordinators



ICC U.S.

NEBRASKA

Jane Polson, Keep Nebraska Beautiful

NEW HAMPSHIRE

Mary Power and Verna Delauer, New Hampshire Coastal Program

NEW JERSEY / ALO

Carol Elliot, Alliance for a Living Ocean

NEW JERSEY / COA

Tony Totah, Clean Ocean Action

NEW JERSEY / NJDEP

Virginia Loftin, NJ Department of Environmental Protection

NEW YORK

Barbara Cohen and Don Reipe, American Littoral Society

NORTH CAROLINA

Judy Bolin, North Carolina Big Sweep

NORTH DAKOTA

Randy Kraft, SCUBA One

OHIO

Jill Woodyard and Linda Zmudzinski, Ohio Lake Erie Commission

OKLAHOMA

Tom Rhodes, Grand Divers Supply

OREGON

Bev Ardueser and Jack McGowan, SOLV

PADI AMERICAS

Tiffany Leite and Kristin Valette, PADI Americas

PENNSYLVANIA

Leni Herr, Verizon TelecomPioneers

PUERTO RICO

Alberto Marti, Scuba Dogs
Fernando Rojas, Conserva el Encanto
Jaime Pabón, San Juan Bay Estuary Program
Javier Laureano, Industria y Comercio pro Reciclaje

RHODE ISLAND

Eugenia Marks and Allen Bridgman, Audubon Society of Rhode Island

SOUTH CAROLINA / COASTAL

Susan Ferris, SC Sea Grant Consortium

SOUTH CAROLINA / INLAND

Lynn Quattro, SC Department of Natural Resources

SOUTH DAKOTA

Dennis Lively, High Plains Diving Club

TENNESSEE

Pam Loring, Ski/Scuba Center

TEXAS

Renee' Tuggle, Texas General Land Office

U.S. VIRGIN ISLANDS / ST. CROIX

Marcia Taylor, University of the Virgin Islands, VIMAS

U.S. VIRGIN ISLANDS / ST. THOMAS AND ST. JOHN

Donna Griffin, Department of Planning and Natural Resources, Division of Fish and Wildlife

VIRGINIA

Katie Register, Clean Virginia Waterways

WASHINGTON

Joan Hauser-Crowe, WA State Parks

WISCONSIN

Mike Friis and Kae DonLevy, Wisconsin Coastal Management Program ♦

International Sponsors

2003 International Coastal Cleanup

ARGENTINA

Grupo Oceano
Fundacion Reserva Natural Puerto de Mar del Plata
Wild Earth Foundation
Repsol YPF
Procter and Gamble
Fundacion Telefonica
Colegio del Sol
Monsanto

BAHAMAS

Grand Bahama

Brita Caribbean Limited
Port Lucaya Resort
Crown Ice & Refrigeration LTD.
Pepsi Cola (Bahamas) Bottling Company
Solomon
Leader Beverages LTD.
Coca Cola Bottling Company
Our Lucaya and Golf Resort
Crowne Plaza Golf Resort and Casino
Viva Fortuna Beach

BARBADOS

National Conservation Commission
St. James Parish Ambassadors Committee
Customs Department
Ministry of Foreign Affairs
Barbados National Trust
Ministry Of The Physical Development and Environment
Leo's Club Of Barbados

BELIZE

Belize City Council
Augusto Quan Ltd.
James Brodie & Co. Ltd.
Nestle Caribbean Inc.
Belize Tourism Board
Belize Waste Control Ltd.

BERMUDA

Dolphin Quest Bermuda

BRAZIL

COCA-COLA
TETRA PAK
SESC Ceara
SABESP
PETROBRAS
FEMSA
RIO DE JANEIRO REFRESCOS
PREFEITURA DE NITEROI
PREFEITURA DE BELO HORIZONTE
TOMRA LATASA

BRITISH VIRGIN ISLANDS

Ocean Conservancy
Conservation & Fisheries
B.V.I Standpoint - Ad
Highland Springs Water (Tico)
Limin Times - Ad

CANADA / BRITISH COLUMBIA

Project Manager

Vancouver Aquarium Marine Science Centre

National Presenting Sponsor

TD Friends of the Environment Foundation

Provincial Sponsor

Encorp Pacific
Canadian Waste Management

Conservation Partner

WWF Canada
The Living by Water Project

CANADA / NEW BRUNSWICK

Friends of the Environment Foundation
United Way of Greater Saint John
NB Pharmacists Association
NB Environmental Trust Fund
ALERT
Irving Oil
Connors Bros.
Irving Nature Park
City of Saint John
Saint John Recycling

CANADA / NOVA SCOTIA

Bluenose Coastal Action Foundation
Canadian Parks and Wilderness Society
Mahone Bay Kayak Adventures
Mahone Islands Conservation Association
SeaRover

CAYMAN ISLANDS

Regal Beach Club
Lacovia Condominiums
Caribbean Utilities Company

COSTA RICA

Florida Bebidas
Almacenes Pali
Sardimar
Tribinal del Agua
Asociacion Marviva
Restaurante Maxcey
Coca Cola
Rios Tropicales
Horizontes Travel Agency

CYPRUS

Cyprus Wildlife Society
Department of Fisheries & Marine Research (Ministry of Agriculture Natural Resources & Environment)
Ecology Party
Forestry Department



ICC SINGAPORE

International Sponsors

DOMINICA

Environmental Coordinating Unit
Western Union
Venezuelan Institute for Culture & Cooperation
O.D. Brisbane & Sons
Courts (Dominica) Ltd
National Petroleum Marketing Co Ltd
Josephine Gabriel & Co Ltd
Lericon Printers
Embassy of the Republic of China
Fort Young Hotel

ECUADOR / GALAPAGOS

American Airlines
Galasam
Parque Nacional Galapagos
Colegio Ignacio Hernandez
Colegio Alejandro Humbolt
Liceo Naval
Segunda Zona Naval
Asociacion de Guias Naturalistas
Camara de Turismo Galapagos
Municipio de la isla san Cristobal

EGYPT

Support

Alf Lila We Lila
Al Ahram Beverage Company
Sun & Fun
Amrecana
Hard Rock Café
Kodak Namaa Bay
Egysan

GREECE

Helmepe Junior

GUYANA

Banks DIH Limited
Demerara Distillers Limited
International Pharmaceutical Agency
North American Airlines
Ansa McAI
Medicare Pharmacy
Le Meridian Pegasus
Nigel Supermarket
AINLIM (A Division of Neal & Massey Group of Companies)

HONG KONG

Sponsor

Clean Environment Campaign

Partner

Agriculture, Fisheries and Conservation Department
Food and Environmental Hygiene Department
Leisure and Cultural Services Department
Hong Kong Girl Guides Association
Hong Kong Underwater Association
Scout Association of Hong Kong
Joint Police Call

INDIA

Andaman and Nicobar Environment Team
National Institute of Oceanographic Training
M/S Indian Oil Corporation - Public Sector Undertaking
Aids Society of India - Non Government Organization
Doordarshan - Local TV

All India Radio - Local Radio
Universal Traders - Business Enterprise
TCI Seaways - Business Enterprise
Hornbill Resort Sinclair Hotel
Jadwet Enterprises - Business Enterprise

JAMAICA

Island-Wide Sponsor

The Canada/Jamaica Green Fund
Red Stripe Bottling Company

Local Sponsor

Nestle Jamaica Ltd. for supplies
Sandals Ocho Rios

JAPAN

JEAN

ALBA ROSA CORPORATION
Amway Nature Center
Circle K Japan Co., Ltd.
ExxonMobile Japan
LEVI STRAUSS JAPAN K.K.
Marine Bio Co. Ltd.
Mitsui Sumitomo Marine & Fire Insurance Co. Ltd. and Smile Heart Club
NIPPON KOA INSURANCE CO., LTD.
Sapporo Brewery Ltd.
The Beverage Industry Environment Beautification Association

Okinawa (Ryukyu Islands)

Island Spirit (Master of the Game)
Mr. Nobu Kaneshiro
Seven Eleven Midori no Kikin (Green Fund)
FM Okinawa, Inc.
Seaweeds Dive Shop (Maeda Diver's House) Mr. Shigeru Furudate
Seven Seas Ltd. Mr. Kuniyoshi Uehara

KENYA

Keen Kleeners Ltd.
Bamburi Cement Ltd.
Ecolab (EA) Ltd.
Royal Reserve Safari & Beach Club
Friends of Fort Jesus
Baobab Farm Ltd.
Eco-Ethics International - Kenya Chapter
Kenya Marine Fisheries & Research Institute
Kenya Wildlife Service (Kwale, Mombasa & Malindi)
Wildlife Clubs of Kenya



ICC ECUADOR

MEXICO / COLIMA

Administración Integral Portuaria
(API) Manzanillo
Autotransportes Flecha Amarilla
Universidad De Colima
Grupo Marindustrias
Abarrotes De Guillermo Topete
Palomera
Hoteles Y Restaurantes De
Manzanillo
Ramada "El Jarocho"
Luz Y Sonido Hobbie
Aventuras De Un Pirata
Aqua Purificada Santorini

MEXICO / SONORA

OOMISLIM
CEDO
CANACO
Many's Restaurant
Delfin Amigable Restaurant
Vina del Mar Restaurant
JJ's Cantina y Playa Bonita
Restaurant
IMPORTADORA NUMEROS
STERO SOL 106.1
Puesta del Sol

NETHERLANDS ANTILLES

St Maarten

R.B.T.T. Bank (materials and
certificates)
Gov. Dept. of Public Works
(removal of garbage)

PANAMA

The Shell Company (W.I) Ltd. Panama
ASSA Compania de Seguros, S.A.
Casa Chial, S.A.
Hotel Marriott Panama
Productos Pascual S.A.
Polymer, S.A.
Coca Cola de Panama-FEMSA
Refrescos Nacionales, S.A.
Cooperativa de Ahorro y Credito El
Educador R.L.
Cooperativa de Ahorro y Credito
Empleados del Hospital del Nino, R.L.

PERU

Marina de Guerra del Peru (Direccion
de Capitanias y Guarda)
Ministerio de Educacion
REPSOL YPF - Refineria La Pampilla
Asociacion Pro Marina del Peru
Cementos Lima
ECOPLAYAS
IMARPE - Instituto del Mar del Peru
Municipalidad de Ventanilla
Municipalidad de La Punta
Sociedad Zoologica del Peru



ICC COLUMBIA

PHILIPPINES

Honor Roll of Donors

SM SuperMalls
JRS Express
Caltex-Philippines
Unilever
Samsung
Philips
General Electric
American Home
WG&A Superferry
Nestea

Porto di Vallugola-Pesaro
Banca Malatestiana-Filiale San
Giovanni in Marignano RN
Regione Emilia Romagna
Polisportiva "A. Consolini"-S.Giovanni
Comune di Quartu S. Elena Sardegna
Comune di Dorgali
Mares
Fujifilm

Croatia

Navis ww Explorers
Tin Trade

Luxembourg

A.C.S. Spuerkeess

Maldives

Hotels Full Rihiveli Resort
Hotels White Sands & Spa
Club Med Kani Resort

Austria

McDonald's Villach
Getränke Leber Villach
Bootsverleih Sebastian
Gemeinde Erlauf

Switzerland

Gemeinde Steckborn
Schwimmbad Steckborn
Bauamt der Stadt Zug
Seepolizei Zug

Spain

Ruidera Bike
Parque Natural de las Lagunas de
Ruidera
Junta de Castilla - La Mancha
Ayuntamiento de Mugaros
Asociación Gallega de la Naturaleza

PROJECT AWARE EUROPE

Belgium

Espace Vert Région Brusselaise

Germany

Rother Entsorgung
Berufsbildungszentrum Meissen
Elektrizitätswerk Diessen Stadler
GmbH
Tanzschule Achim Jürgens, Essen
Stadt Troisdorf
Sportfischerferien Hameln und
Umgebung e.V
PRAKTIKER Baumarkt
Diebels
Containerdienst Fernau
Knoll-Caravaning Hungen

France

Simame Plongée (Paris France)

Holland

Gemeente Leeuwarden

Italy

Instituto Professionale Statale per
il turismo e il commercio "L. da Vinci"
Aquario "Parco Le Navi"- Cattolica

International Sponsors

SOUTH AFRICA

KwaZulu-Natal

Toyota South Africa
Vodacom
Sappi
Richards Bay Minerals
Enviromark Plastics Federation

ST KITTS AND NEVIS

Nevis

Bargain House
E & F Enterprise
I.F.G. Trust
Super Foods
Newman's Bakery
Nevis Equestrian Centre
Nevis Bakery
Ram's Supermarket
Farmers' Ventures
Manners Egg Farm

St. Kitts

Shell Guianas LTD.
Cable & Wireless Co. LTD
Brimstone Hill Fortress National Park
Island Purified Water
Ross University
Avanger Richardson Enterprises
Redi-Fried Chicken
Ballaloo Restaurant
Ministry of Health & Environment

ST LUCIA

Department of Youth and Sports
Shell Antillies and Guianas Ltd.
Ramco Plastics
St. Lucia National Gloves
Avis Rent A Car
Paradise Water
St. Lucia Water and Sewage
Company

St. Lucia Solid Waste Management
Authority
Cable and Wireless
Ministry of Agriculture, Forestry and
Fisheries

ST VINCENT AND GRENADINES

Cable and Wireless (WI) LTD
Projects Promotions LTD
Agency for Public Information
Gibson Building Supply LTD
Davy Argo Industries LTD
Karib Cable
Allan Smith and Family Bakery
Mountain Top Springs LTD
Bottlers (St. Vincent) LTD
Solid Waste Management Unit

TAIWAN

AVEDA

THAILAND

The Industrial Estate Authority
of Thailand
Tourism Authority of Thailand
Dow Chemical Thailand
Thai Plastics and Chemicals
Cementhai Chemicals
Alliance Refining

TURKEY

CNN Turk
DTO (Turkish Chamber of Shipping)
Migros
Arcelik
Mercedes Benz A.S.
EVYAP
OPET
Ulker
Costa Crociere S.p.A Genoa/Italy
Yapi Kredi Bankasi

UNITED ARAB EMIRATES

Majid Al Futtaim Group of Companies
Phillip Morris Services S.A.
Dubai Duty Free
KRAFT Foods
HSBC
BUSTAN
BP
Le Meridien Al Aquah Beach Resort
Chevrolet; the official transportation
sponsor of the EDA

UNITED KINGDOM

Defra
Crown Estate
Project Aware

VENEZUELA

National

MRW
TELCEL
FORD
EXXON MOBILE

Collaborating Companies at National Level

Comando de Guardacostas de la
Armada Governmental
Organization
Vigilancia Costera de la Guardia
Nacional Governmental
Organization
Johnson & Johnson
Parmalat (Frica)
COTECNICA
SABENPE

VIETNAM

District People's Committee
Xuan Thuy National Park
Birdlife International ♦



ICC JAPAN

United States Sponsors

2003 International Coastal Cleanup

ALABAMA

Sea Turtle Sponsors

ADCNR State Lands, Coastal Section
Bebo's Car Wash
ExxonMobile
Home Depot

Dune Sponsors

Alabama Gulf Coast CVB
Baldwin EMC
The Forum
Mobile Bay National Estuary Program
The Original Oyster House

In-Kind Sponsors

Alabama People Against a Littered
State

ARIZONA

City Of Yuma Public Works

CALIFORNIA

Oracle
Reliant Energy
Starbucks Coffee Company
Fetzer Vineyards
Bank of America Foundation
Intel
SWATCH
See's Candies
KPMG
California State Parks Foundation

CONNECTICUT

Stop and Shop, Fairfield, CT
Shop Rite Supermarkets
Clairol, Stamford, CT
Wild Oats Supermarket, Westport

DISTRICT OF COLUMBIA

Sponsor

Philip Morris USA
The Ocean Conservancy
Longwood University
U.S. National Park Service
Bank of America
Oracle

FLORIDA

Sponsor

AT&T Foundation
The Coca-Cola Company
The Dow Chemical Company
Progress Energy
Project A.W.A.R.E.
Publix Supermarket Charities

Supporter

Florida Institute of Oceanography
National Healthy Beaches Campaign
Keep Florida Beautiful
The Living Seas at Epcot

HAWAII

University of Hawaii Sea Grant
College Program
Hawaii Coastal Zone Management
Program
Hawaii County Department of Parks
and Recreation-Aquatics Division
U.S. Coast Guard District 14 Marine
Safety Office
The City and County of Honolulu
Parks and Recreation
The County of Maui Community
Work Day Program
Hawaii Department of Land and
Natural Resources-State Parks
Atlantis Adventures
Sea Life Park
Clean Islands Council

ILLINOIS

Brunswick Public Foundation
Illinois Environmental Protection
Agency: SCALE Program
ITW Hi-Cone
U.S. Cellular
West Marine
Whole Foods

MAINE

Bill Silliker Jr.
Burgess Advertising
Penmore Lithographers
The Ocean Conservancy

MARYLAND

Main Sponsor

Conectiv

Baltimore Only

National Aquarium in Baltimore
Conservation Department

MICHIGAN

Major Sponsors

Michigan Department of
Environmental Quality Coastal
Management Program
L.C. and Margaret Walker Foundation
Youth Advisory Council of the
Community Foundation for
Muskegon County

In-Kind Supporters

Healing Garden Journal
Mercy General Health Partners
Cardinal Health
AT & T Telephone Pioneers

MINNESOTA

Great Lakes Aquarium
Minnesota Power
Western Lake Superior Sanitary
District
Sea Grant
Clean Water Action
Innerspace SCUBA
Bullseye Silkscreen
Bernick's Pepsi

MONTANA

Mrs. J's Scuba
Helena Scuba Club
Yacht Basin Marina
One Way Marine
Valley Hub
NAPA Auto Parts
Montana Boat Center
Mann Mortgage
Coast Guard Auxillary 10-03
Montana Fish Wildlife & Parks

NEW HAMPSHIRE

Waste Management of NH
NH Parks Department

NEW JERSEY

COA

Clean Ocean Action
Marcal Paper Mills, Inc.
ShopRite of Wakefern Foods
Corporation
Verizon
Starbucks Coffee
Panasonic

United States Sponsors

NEW YORK

Phillip Morris USA
KeySpan Foundation
NYC Department of Environmental Protection
NYC Environmental Fund/Hudson River Foundation
NY State Department of Environmental Conservation
Long Island Sound Study/USEPA Automated Data Processing Foundation (ADP)
Independence Community Foundation
Consolidated Edison
NY/NJ Harbor Estuary Program/EPA

NORTH CAROLINA

GlaxoSmithKline
Miller Brewing
The Ocean Conservancy
Progress Energy
R.J. Reynolds Tobacco Company
WGHP/Fox 8
WITN-TV 7
WLOS-TV 13
WRAL-TV 5
WWAY-TV 3

NORTH DAKOTA

Scuba One Inc.

OHIO

Ohio Lake Erie Commission
Ohio Environmental Protection Agency
AquaMasters based in Cleveland, OH
Court Community Services
GCEA/Cuyahoga Leaf Humus
City of Cleveland, Division of Streets / Water
Cuyahoga County Solid Waste District
Keep Mentor Beautiful
City of Toledo, Dept. of Parks, Recreation & Forestry
Boy Scout Troop 294

OKLAHOMA

Grand Divers Supply
Dive Site in Tulsa

OREGON

Fred Meyer
Jantzen, a subsidiary of Perry Ellis International, Inc.
Portland General Electric
Spirit Mountain Casino
Standard Insurance Company
Umpqua Bank

PENNSYLVANIA

Verizon TelecomPioneers
Fairmount Water Works
Pale Whale Livery (canoes)
Blair Co. Conservation District, Hollidaysburg
General Electric
Blair Township
Hollidaysburg Borough
Erie Times News
PA Cleanways of Blair Co.
Jefferson Co. Cleanways

PUERTO RICO

Municipal Government Vega Baja
McCain International
Plaza Provision Co.
Pizzeria Uno
Coca-Cola North America, Puerto Rico Region
Suiza Fruit
Banco Popular de Puerto Rico
The Procter & Gamble Commercial Company
Solid Waste Management Authority of Puerto Rico

RHODE ISLAND

The Washington Trust Company
Bank of Newport
Rhode Island Mobile Sportsfishermen
Rhode Island Department of Environmental Management
Audubon Society of Rhode Island, State Coordinator



ICC U.S.

SOUTH CAROLINA

BP Cooper River Plant
Ben & Jerry's of Charleston
Cisco's Café
Coastal Expeditions
Duke Power
Palmetto Pride
Piggly Wiggly Carolina Co.
Sonoco
Sunfire Grill and Bistro
Universal Data Solutions

SOUTH DAKOTA

High Plains Diving Club
Scuba Outfitter and School
Mick Scuba Center

TENNESSEE

Ski/Scuba Center
Norris Dam Marina
Nelson's Trash Service
Aqua Lung
US Foodservice
Henderson Wet Suits
Akona
Tennessee Valley Authority (TVA)
TUSA

TEXAS

Clear Channel Outdoor
Lyondell Chemical Company
Shell Oil Company
Shell Oil Foundation

U.S. VIRGIN ISLANDS

St Croix

University of the VI
St. Croix Anti-Litter and Beautification Committee

VIRGINIA

Sponsors

Philip Morris USA
The Ocean Conservancy
Longwood University
Bank of America
Oracle
Virginia Department of Conservation and Recreation
U.S. National Park Service

WISCONSIN

Milwaukee Metropolitan Sewerage District
Wisconsin Coastal Management Program
United Water - Milwaukee ◆

Appendix 1: International Raw Data Summary (Australia - Canada)

Debris Item	Australia	Austria	Bahamas	Bahrain	Barbados	Belgium	Belize	Bermuda	Brazil	British Virgin Islands	Bulgaria	Canada
SHORELINE & RECREATIONAL ACTIVITIES												
bags	95	130	1,085	3	269	214	2,479	23	58	699	86	24,391
balloons	2	15	103	1	4	9	117	4	0	7	5	3,858
beverage bottles (glass)	122	164	2,686	3	62	11	1,008	181	195	1,637	81	20,561
beverage bottles (plastic) 2 liters or less	67	149	3,517	3	93	40	3,160	45	100	1,350	257	16,555
beverage cans	208	175	4,105	3	30	304	665	18	209	1,544	58	15,069
caps/lids	64	74	2,329	2	209	40	4,892	183	1	682	66	30,701
clothing/shoes	28	38	769	3	55	16	678	47	11	174	22	6,225
cups/plates/forks/knives/spoons	32	189	4,366	2	342	42	2,767	113	5	751	60	21,114
food wrappers/containers	112	137	1,746	1	360	125	1,509	67	30	827	132	69,164
pull tabs	128	80	267	1	0	0	86	0	0	41	1	5,009
shotgun shells/wadding	1	12	816	0	1	0	5	1	0	7	0	2,205
six-pack holders	0	31	140	0	13	2	43	11	0	45	40	1,801
straws/stirrers	18	73	683	0	278	26	2,027	71	0	473	25	18,168
toys	4	92	105	0	8	13	108	8	28	26	0	3,798
OCEAN / WATERWAY ACTIVITIES												
bait containers/packaging	11	17	72	1	11	1	31	2	4	58	11	1,790
bleach/cleaner bottles	3	19	205	0	10	22	269	5	1	141	1	841
buoys/floats	4	26	69	0	47	0	158	6	3	63	1	3,435
crab/lobster/fish traps	0	3	32	0	10	2	23	0	0	4	1	423
crates	0	13	66	1	16	0	11	4	0	12	0	248
fishing line	280	77	89	3	20	24	47	32	35	64	36	2,370
fishing lures/light sticks	41	32	56	2	1	0	29	17	0	66	0	711
fishing nets	16	5	67	3	18	4	10	1	8	72	4	905
light bulbs/tubes	1	22	101	2	1	0	27	3	9	12	0	513
oil/lube bottles	4	10	389	3	11	17	223	10	9	273	1	938
pallets	1	7	42	1	8	3	11	3	26	7	0	307
plastic sheeting/tarps	0	11	221	1	18	71	231	16	18	86	3	9,299
rope	37	19	328	3	40	13	73	99	9	196	24	15,531
strapping bands	6	18	47	3	15	2	28	54	1	66	0	3,420
SMOKING - RELATED ACTIVITIES												
cigar tips	0	3	248	0	176	0	469	14	0	51	132	11,878
cigarette lighters	19	25	85	0	23	15	83	15	5	37	31	1,912
cigarettes/cigarette filters	331	693	116	0	43	621	1,058	161	13	233	471	193,649
tobacco packaging/wrappers	18	122	100	0	36	23	106	10	5	63	56	12,983
DUMPING ACTIVITIES												
55-gallon drums	0	2	22	0	6	0	5	0	0	2	0	129
appliances (refrigerators, washers, etc.)	0	5	10	0	7	1	12	0	0	2	7	217
batteries	9	21	85	0	14	13	39	9	5	33	20	619
building materials	191	60	372	0	192	5	90	9	0	63	26	7,672
cars/car parts	12	12	180	0	31	10	50	1	4	48	1	1,919
tires	8	12	68	0	44	3	27	1	4	14	0	909
MEDICAL / PERSONAL HYGIENE												
condoms	2	7	122	0	8	5	100	3	7	50	5	1,231
diapers	2	25	117	0	8	4	70	4	0	15	8	559
syringes	0	0	22	0	2	4	14	0	3	3	0	828
tampons/tampon applicators	0	16	42	0	2	13	8	4	0	1	9	1,245
TOTALS	1,877	2,641	26,090	45	2,542	1,718	22,846	1,255	806	9,998	1,681	515,100

Appendix 1: International Raw Data Summary (Cayman Islands - Germany)

Debris Item	Cayman Islands	Colombia	Cook Islands	Costa Rica	Croatia	Cyprus	Ecuador	Egypt	Finland	France	French Polynesia	Germany
SHORELINE & RECREATIONAL ACTIVITIES												
bags	27	413	5	1,364	40	72	3,149	638	0	40	42	516
balloons	5	3	0	27	1	2	171	0	0	2	1	66
beverage bottles (glass)	23	2,367	63	336	106	43	1,715	203	20	185	204	2,596
beverage bottles (plastic) 2 liters or less	151	5,307	302	1,437	64	66	4,794	611	15	34	1,171	1,675
beverage cans	37	668	478	579	91	48	669	344	0	48	260	5,035
caps/lids	205	232	23	1,649	96	17	3,156	121	4	2	0	1,382
clothing/shoes	67	445	9	305	30	14	1,018	95	0	17	45	260
cups/plates/forks/knives/spoons	101	279	27	1,042	21	26	3,032	147	7	8	8	598
food wrappers/containers	31	376	18	992	24	54	2,750	511	8	9	67	1,415
pull tabs	0	250	0	92	0	43	761	95	0	4	0	511
shotgun shells/wadding	1	0	0	1	1	0	37	0	1	0	0	8
six-pack holders	3	66	0	893	3	1	1,975	4	9	1	0	89
straws/stirrers	27	911	51	354	36	3	1,930	100	0	0	0	468
toys	15	33	3	213	5	7	243	13	0	5	1	194
OCEAN / WATERWAY ACTIVITIES												
bait containers/packaging	0	0	0	5	2	4	59	53	0	0	0	403
bleach/cleaner bottles	7	160	0	123	3	11	319	117	0	1	0	125
buoys/floats	0	388	0	138	3	4	799	8	0	4	0	63
crab/lobster/fish traps	0	5	0	12	14	0	207	8	2	0	0	16
crates	0	1	0	53	3	3	116	7	0	1	0	32
fishing line	1	11	3	38	11	12	513	287	0	6	5	171
fishing lures/light sticks	2	16	0	0	2	5	48	16	0	0	1	57
fishing nets	1	10	0	16	3	3	994	27	0	0	7	8
light bulbs/tubes	0	3	0	26	0	0	104	12	0	0	0	26
oil/lube bottles	3	41	1	75	16	12	694	36	4	0	1	44
pallets	0	8	0	13	0	6	325	9	0	1	0	44
plastic sheeting/tarps	1	89	0	57	5	1	802	131	0	12	0	475
rope	2	49	1	173	8	13	2,446	117	0	7	3	143
strapping bands	0	19	0	37	24	0	188	20	0	5	0	42
SMOKING - RELATED ACTIVITIES												
cigar tips	0	10	0	10	0	0	53	15	0	0	0	161
cigarette lighters	9	7	11	68	12	2	92	86	0	5	0	259
cigarettes/cigarette filters	0	1,387	102	509	123	36	5,261	961	0	22	0	5,173
tobacco packaging/wrappers	10	16	1	105	47	50	684	216	12	0	0	1,043
DUMPING ACTIVITIES												
55-gallon drums	0	10	0	4	2	0	17	1	0	0	0	7
appliances (refrigerators, washers, etc.)	1	7	0	17	7	0	5	1	0	0	0	10
batteries	2	28	0	55	8	13	103	95	6	2	2	114
building materials	7	211	3	113	10	7	583	118	2	5	24	542
cars/car parts	4	15	1	19	7	0	33	5	1	4	23	79
tires	1	33	2	19	29	3	131	35	0	8	15	97
MEDICAL / PERSONAL HYGIENE												
condoms	1	12	0	42	1	8	45	2	0	0	0	67
diapers	5	34	1	157	0	3	358	5	0	1	0	126
syringes	3	7	0	39	0	2	48	150	0	0	0	15
tampons/tampon applicators	3	0	0	54	3	3	57	21	0	0	0	129
TOTALS	756	13,927	1,105	11,261	861	597	40,484	5,441	91	439	1,880	24,284

Appendix 1: International Raw Data Summary (Greece - Jordan)

Debris Item	Greece	Guadeloupe	Guyana	Haiti	Honduras	Hong Kong	Hungary	India	Indonesia	Italy	Jamaica	Japan	Jordan
SHORELINE & RECREATIONAL ACTIVITIES													
bags	1,001	15	4,094	56	1	1,791	79	30,382	30	822	11,013	13,793	0
balloons	726	0	501	0	0	51	12	8,363	0	106	428	344	0
beverage bottles (glass)	1,074	20	1,064	2	1	1,600	39	31,582	22	1,166	8,297	6,490	0
beverage bottles (plastic) 2 liters or less	937	25	12,115	347	1	1,414	30	26,316	256	1,455	33,679	15,847	737
beverage cans	2,099	10	1,393	4	1	3,330	7	7,503	53	1,631	3,420	15,411	1,201
caps/lids	9,416	0	4,693	4	1	1,429	2	11,943	24	893	15,885	19,710	498
clothing/shoes	377	2	1,545	8	1	296	48	11,737	10	218	4,504	2,983	40
cups/plates/forks/knives/spoons	420	2	5,923	22	1	1,563	16	10,429	1	1,011	11,346	3,554	0
food wrappers/containers	555	5	3,998	15	1	4,770	7	15,625	30	537	9,214	16,246	0
pull tabs	109	0	152	2	0	130	0	1,907	8	525	641	1,265	0
shotgun shells/wadding	1,285	0	41	0	0	11	3	1,569	0	138	87	378	0
six-pack holders	1,893	0	143	3	1	89	0	1,347	0	105	112	135	0
straws/stirrers	373	0	6,934	3	1	1,765	0	6,754	30	203	4,080	5,228	0
toys	39	1	145	5	1	240	13	4,366	0	149	1,063	1,954	0
OCEAN / WATERWAY ACTIVITIES													
bait containers/packaging	101	0	99	0	0	113	20	6,295	0	156	336	632	0
bleach/cleaner bottles	66	0	281	8	1	78	0	2,985	7	194	1,548	2,545	0
buoys/floats	11	0	67	2	1	43	0	20,477	0	55	308	3,089	0
crab/lobster/fish traps	9	0	3	0	0	31	0	16,766	0	71	669	178	0
crates	36	0	20	1	1	37	4	2,551	0	95	185	335	0
fishing line	151	1	5	2	1	140	16	2,017	6	367	407	1,698	3
fishing lures/light sticks	118	0	11	1	1	152	5	2,269	0	113	350	530	0
fishing nets	48	3	9	3	0	365	9	2,778	4	173	348	718	4
light bulbs/tubes	25	0	66	2	0	52	10	4,932	0	115	293	318	0
oil/lube bottles	94	0	253	5	1	72	2	4,382	50	150	1,387	200	0
pallets	6	2	11	0	0	45	0	1,090	0	70	305	124	0
plastic sheeting/tarps	184	0	156	0	1	1,310	39	4,800	1	879	1,202	688	0
rope	266	0	25	2	0	845	6	4,176	23	316	935	8,696	0
strapping bands	104	0	24	0	1	356	0	3,754	8	69	183	1,073	0
SMOKING - RELATED ACTIVITIES													
cigar tips	364	0	2,160	0	1	49	0	2,079	0	1,245	273	1,097	0
cigarette lighters	162	0	138	0	1	144	40	1,828	9	212	1,918	3,168	0
cigarettes/cigarette filters	15,515	60	1,306	4	1	2,129	2,496	27,842	50	4,658	2,577	75,683	0
tobacco packaging/wrappers	339	5	384	1	1	108	24	28,481	28	567	342	3,321	0
DUMPING ACTIVITIES													
55-gallon drums	1	0	4	0	0	10	0	712	0	26	66	34	0
appliances (refrigerators, washers, etc.)	2	0	10	0	0	59	0	993	0	31	183	322	0
batteries	50	5	109	1	1	178	7	2,273	8	115	241	802	1
building materials	20	15	41	0	0	336	55	1,871	13	401	1,283	9,287	0
cars/car parts	23	0	41	0	1	66	0	1,078	0	418	571	378	0
tires	58	3	87	2	1	31	14	859	0	215	335	251	0
MEDICAL / PERSONAL HYGIENE													
condoms	101	0	450	0	1	34	4	2,081	0	114	408	50	0
diapers	28	0	168	0	1	11	1	1,556	5	249	1,101	50	0
syringes	20	0	12	2	1	30	0	2,368	0	81	71	101	0
tampons/tampon applicators	42	0	37	1	1	14	17	708	0	144	249	28	0
TOTALS	38,248	174	48,718	508	30	25,317	3,025	323,824	676	20,258	121,843	218,734	2,484

Appendix 1: International Raw Data Summary (Kenya - Palau)

Debris Item	Kenya	Kuwait	Luxembourg	Malaysia	Maldives	Malta	Mauritius	Mexico	Netherlands	Netherlands Antilles	New Zealand	Norway	Palau
SHORELINE & RECREATIONAL ACTIVITIES													
bags	5,635	20	0	197	145	55	10	7,855	56	289	107	63	50
balloons	830	1	0	24	0	1	1	171	0	28	0	13	0
beverage bottles (glass)	2,284	61	0	133	142	130	17	2,957	105	434	123	43	50
beverage bottles (plastic) 2 liters or less	5,446	51	14	307	131	156	48	7,650	67	695	158	18	30
beverage cans	2,474	103	0	129	214	171	29	2,253	45	555	75	36	500
caps/lids	3,092	55	0	119	36	62	12	8,732	0	417	84	196	200
clothing/shoes	3,840	9	0	88	28	62	23	930	5	208	30	25	50
cups/plates/forks/knives/spoons	1,771	41	0	66	27	48	21	3,766	75	785	17	58	100
food wrappers/containers	5,857	31	0	392	82	78	13	4,741	76	402	100	283	200
pull tabs	398	24	14	17	30	23	0	1,669	0	56	93	18	150
shotgun shells/wadding	405	2	0	0	0	53	0	240	0	11	0	3	0
six-pack holders	295	1	0	0	8	40	3	1,992	10	48	4	6	80
straws/stirrers	3,405	8	0	206	6	24	5	1,372	0	642	5	123	100
toys	765	3	0	11	3	28	12	167	5	34	3	16	0
OCEAN / WATERWAY ACTIVITIES													
bait containers/packaging	645	9	0	40	7	5	0	97	0	15	5	2	0
bleach/cleaner bottles	671	1	0	73	48	55	2	298	0	35	8	2	0
buoys/floats	1,357	7	0	15	1	12	2	334	0	119	7	1	0
crab/lobster/fish traps	167	2	0	39	4	28	6	31	0	19	0	3	0
crates	38	2	0	1	7	1	0	71	0	10	0	2	0
fishing line	316	46	3	40	109	23	16	293	2	33	25	91	120
fishing lures/light sticks	304	0	0	3	73	3	6	62	0	32	33	6	0
fishing nets	214	5	0	64	11	6	2	174	1	49	2	253	0
light bulbs/tubes	181	4	0	7	9	8	4	53	0	10	2	0	0
oil/lube bottles	899	6	0	29	32	32	0	489	2	35	0	1	0
pallets	159	0	0	0	42	3	0	200	2	3	0	4	0
plastic sheeting/tarps	1,235	16	0	296	123	1	4	251	30	220	1	63	0
rope	1,210	20	12	393	80	10	11	1,192	8	310	18	657	0
strapping bands	300	8	0	16	27	1	0	135	8	12	9	28	0
SMOKING - RELATED ACTIVITIES													
cigar tips	679	13	0	272	0	2	0	144	1	162	0	153	0
cigarette lighters	1,116	1	2	23	9	6	7	161	0	119	5	5	0
cigarettes/cigarette filters	4,693	13	0	540	314	354	75	12,387	110	890	13	1,478	300
tobacco packaging/wrappers	1,250	10	0	59	37	23	13	1,484	0	47	54	20	20
DUMPING ACTIVITIES													
55-gallon drums	107	0	0	3	3	11	0	11	0	0	0	1	0
appliances (refrigerators, washers, etc.)	87	2	0	1	0	17	0	9	1	21	1	0	0
batteries	351	6	0	4	44	46	7	119	0	12	19	0	2
building materials	517	8	7	26	55	29	7	496	23	147	6	24	0
cars/car parts	422	3	0	0	14	50	3	46	2	34	2	1	5
tires	269	4	0	1	20	21	2	65	9	9	10	0	7
MEDICAL / PERSONAL HYGIENE													
condoms	750	0	0	8	4	19	7	87	0	23	2	1	0
diapers	210	1	0	17	3	3	4	371	0	44	0	6	10
syringes	521	0	0	1	0	7	2	29	0	41	0	0	0
tampons/tampon applicators	325	0	0	0	5	1	0	93	0	3	0	0	0
TOTALS	55,490	597	52	3,660	1,933	1,708	374	63,677	643	7,058	1,021	3,703	1,974

Appendix 1: International Raw Data Summary (Palestine - St Kitts & Nevis)

Debris Item	Palestine	Panama	Papua New Guinea	Philippines	Poland	Portugal	Saudi Arabia	Seychelles	Singapore	South Africa	Spain	Sri Lanka	St Kitts & Nevis
SHORELINE & RECREATIONAL ACTIVITIES													
bags	16	3,806	0	21,579	121	18	211	54	10,843	2,891	397	0	482
balloons	0	108	0	1,353	14	0	40	2	334	45	2	0	54
beverage bottles (glass)	0	1,205	61	5,644	119	33	488	97	1,702	1,392	267	5	794
beverage bottles (plastic) 2 liters or less	24	5,552	4	1,547	185	97	485	84	3,888	1,961	396	12	1,957
beverage cans	0	1,572	2	6,566	95	63	784	61	978	1,015	268	4	527
caps/lids	25	1,910	0	15,141	20	3	392	110	2,334	3,216	301	0	860
clothing/shoes	18	2,288	0	8,497	26	9	101	24	1,445	264	58	2	480
cups/plates/forks/knives/spoons	70	997	3	12,856	144	20	421	80	2,264	304	110	5	1,110
food wrappers/containers	14	1,406	0	22,262	10	5	238	159	8,729	1,999	298	8	941
pull tabs	0	343	0	1,325	30	0	331	0	291	495	69	0	4
shotgun shells/wadding	0	361	0	441	0	3	0	0	57	2	8	0	6
six-pack holders	0	1,396	0	509	9	1	48	0	68	86	50	0	6
straws/stirrers	18	562	0	20,424	0	0	159	21	6,562	1,697	57	0	252
toys	0	360	0	3,656	4	0	84	3	846	41	11	0	106
OCEAN / WATERWAY ACTIVITIES													
bait containers/packaging	0	98	0	1,524	0	2	37	19	229	112	14	0	68
bleach/cleaner bottles	4	425	1	2,430	25	0	104	12	284	110	67	0	96
buoys/floats	0	223	0	3,668	0	0	45	0	353	20	57	12	103
crab/lobster/fish traps	21	45	0	773	0	0	17	3	75	22	40	0	69
crates	0	94	0	519	0	0	51	0	34	28	11	6	57
fishing line	26	39	0	2,176	1	3	154	3	379	326	68	13	76
fishing lures/light sticks	0	31	0	1,784	0	0	46	0	283	28	52	0	138
fishing nets	3	330	0	1,727	0	0	29	2	205	158	24	5	102
light bulbs/tubes	0	129	0	1,550	1	0	32	1	192	24	5	0	62
oil/lube bottles	0	380	0	2,331	3	0	126	4	259	95	21	0	193
pallets	0	76	0	0	1	1	47	0	25	42	13	0	10
plastic sheeting/tarps	0	199	1	13,005	0	0	59	42	3,862	314	93	0	160
rope	15	183	0	2,547	3	3	117	6	1,554	325	64	14	720
strapping bands	0	97	0	1,054	1	0	53	0	180	121	14	0	14
SMOKING - RELATED ACTIVITIES													
cigar tips	0	106	0	7,779	0	0	146	17	610	101	4	0	101
cigarette lighters	0	73	0	2,559	10	0	123	7	784	93	19	0	43
cigarettes/cigarette filters	0	513	0	31,228	157	10	826	16	16,758	3,681	435	0	1,132
tobacco packaging/wrappers	0	341	0	20,081	35	8	108	20	643	327	55	21	41
DUMPING ACTIVITIES													
55-gallon drums	3	37	1	365	2	15	3	0	25	21	30	0	7
appliances (refrigerators, washers, etc.)	0	42	0	281	0	0	14	1	48	5	6	0	39
batteries	0	193	2	3,359	21	2	62	1	479	56	19	0	26
building materials	0	95	0	1,242	2	1	182	7	982	224	38	5	152
cars/car parts	0	146	0	289	0	2	97	5	105	34	9	0	65
tires	0	89	0	1,160	0	0	94	10	57	27	10	0	17
MEDICAL / PERSONAL HYGIENE													
condoms	0	23	0	2,619	22	0	0	7	49	95	28	0	41
diapers	0	360	0	5,523	0	0	169	5	41	32	8	0	35
syringes	0	58	0	508	2	0	1	0	37	6	6	0	26
tampons/tampon applicators	0	50	0	547	10	0	0	0	26	23	27	0	15
TOTALS	257	26,341	75	234,428	1,073	299	6,524	883	68,899	21,858	3,529	112	11,187

Appendix 1: International Raw Data Summary (St. Lucia - Venezuela)

Debris Item	St Lucia	St Vincent & Grenadines	Switzerland	Taiwan	Tanzania	Thailand	Trinidad & Tobago	Turkey	United Arab Emirates	United Kingdom	United States	Venezuela	Total
SHORELINE & RECREATIONAL ACTIVITIES													
bags	1,412	588	170	206	372	506	505	15,714	73	6,565	170,053	4,315	354,294
balloons	936	102	11	3	1	13	6	260	0	1,133	45,996	116	66,532
beverage bottles (glass)	923	658	1,079	450	15	553	968	3,581	49	1,399	211,359	2,990	328,239
beverage bottles (plastic) 2 liters or less	4,187	1,766	336	267	127	598	3,147	21,712	57	9,325	227,220	4,936	438,763
beverage cans	602	635	634	122	29	181	698	10,493	11	6,358	207,225	2,523	314,738
caps/lids	1,627	368	119	452	9	347	1,150	8,915	14	18,023	356,513	4,350	539,832
clothing/shoes	414	307	106	117	174	42	269	464	5	1,845	48,807	1,586	104,786
cups/plates/forks/knives/spoons	2,607	588	225	94	2	208	2,778	1,375	0	7,556	205,301	2,187	317,447
food wrappers/containers	2,035	602	248	111	39	535	1,937	345	10	25,862	418,795	1,850	632,161
pull tabs	15	6	50	98	0	503	120	1,147	0	0	50,971	624	71,022
shotgun shells/wadding	7	0	27	188	0	0	1	291	0	1,113	20,689	6	30,523
six-pack holders	40	7	2	205	0	1	65	2,793	0	646	18,244	575	36,236
straws/stirrers	233	156	72	656	4	888	269	1,489	0	1,705	180,091	801	273,105
toys	44	59	33	54	1	7	42	167	0	925	37,956	1,213	59,557
OCEAN / WATERWAY ACTIVITIES													
bait containers/packaging	63	16	16	14	1	20	25	80	0	0	21,126	55	34,631
bleach/cleaner bottles	260	403	19	2	7	44	136	768	0	684	11,743	1,048	29,961
buoys/floats	79	5	19	48	0	66	90	34	8	285	18,737	332	55,311
crab/lobster/fish traps	60	0	39	3	0	14	0	60	0	18	7,860	21	27,928
crates	40	3	6	1	0	24	10	92	0	73	2,782	107	7,922
fishing line	69	10	32	16	1	26	26	926	0	5,901	32,862	44	53,243
fishing lures/light sticks	62	17	16	3	0	25	5	0	0	192	12,593	1	20,450
fishing nets	104	18	11	32	2	36	25	187	16	11,613	7,737	176	29,967
light bulbs/tubes	65	27	13	11	0	16	18	111	0	117	4,854	71	14,252
oil/lube bottles	195	221	69	12	0	53	171	159	0	285	10,838	625	26,976
pallets	2	1	6	1	0	0	4	1	0	73	2,839	169	6,199
plastic sheeting/tarps	123	157	169	132	2	55	238	87	0	0	47,247	241	89,234
rope	423	46	33	61	14	342	87	1,166	63	23,243	61,379	244	131,197
strapping bands	59	4	3	37	0	25	14	145	0	1,682	22,730	23	36,367
SMOKING - RELATED ACTIVITIES													
cigar tips	161	0	0	9	0	38	194	69	0	0	72,078	47	103,374
cigarette lighters	42	20	33	70	2	55	72	316	0	850	21,362	172	38,580
cigarettes/cigarette filters	111	189	4,150	274	0	1,403	301	53,565	0	14,245	1,426,613	2,772	1,922,830
tobacco packaging/wrappers	165	11	44	28	0	118	135	6,281	0	1,183	49,564	869	132,402
DUMPING ACTIVITIES													
55-gallon drums	1	2	5	0	0	1	1	11	0	56	833	6	2,621
appliances (refrigerators, washers, etc.)	14	37	24	6	0	3	1	13	0	42	2,061	19	4,704
batteries	26	56	17	8	3	26	1	449	0	0	6,135	11	16,648
building materials	93	9	147	21	0	81	18	823	18	546	54,935	339	84,932
cars/car parts	59	37	27	0	0	0	12	90	0	308	9,891	49	16,842
tires	18	539	53	9	1	6	1	113	0	142	6,916	57	13,055
MEDICAL / PERSONAL HYGIENE													
condoms	96	0	7	1	0	3	16	92	0	182	7,576	126	16,845
diapers	29	71	5	4	0	0	76	418	0	176	5,897	667	18,857
syringes	9	0	1	25	0	1	9	98	0	107	2,910	51	8,282
tampons/tampon applicators	3	0	64	5	0	1	11	77	0	484	10,155	46	14,822
TOTALS	17,513	7,741	8,140	3,856	806	6,864	13,652	134,977	324	144,942	4,141,473	36,460	6,525,667

Appendix 2: U.S. Raw Data Summary (Alabama - Georgia)

Debris Item	Alabama	Alaska	Arizona	Arkansas	California	Colorado	CNMI	Connecticut	Delaware	District of Columbia	Florida	Georgia
SHORELINE & RECREATIONAL ACTIVITIES												
bags	5,981	127	69	0	29,207	85	94	1,455	2,041	113	30,013	746
balloons	1,129	5	8	0	8,406	17	0	368	1,311	10	5,599	118
beverage bottles (glass)	6,376	293	326	12	30,459	81	76	1,201	1,840	187	44,218	1,118
beverage bottles (plastic) 2 liters or less	7,969	399	72	100	23,654	51	42	1,466	4,106	413	35,222	1,365
beverage cans	10,186	439	59	530	19,993	118	11	1,047	3,556	177	43,512	1,611
caps/lids	9,162	242	19	4	58,863	151	58	3,965	4,529	103	88,658	604
clothing/shoes	1,504	74	42	12	9,901	21	64	306	522	16	8,868	136
cups/plates/forks/knives/spoons	6,537	85	28	0	34,556	91	672	1,839	2,488	119	32,229	1,027
food wrappers/containers	10,909	460	116	100	106,111	292	522	4,702	5,554	276	67,842	1,285
pull tabs	1,788	2	24	0	9,070	95	10	673	278	24	9,349	153
shotgun shells/wadding	307	80	13	0	4,570	0	0	156	769	2	1,236	12
six-pack holders	842	10	5	0	2,424	3	30	50	184	8	2,231	37
straws/stirrers	3,944	29	10	0	34,820	98	20	1,673	2,604	30	35,008	167
toys	1,130	21	3	0	8,531	2	4	518	777	26	6,110	132
OCEAN / WATERWAY ACTIVITIES												
bait containers/packaging	761	14	6	3	2,479	45	3	114	309	8	3,314	56
bleach/cleaner bottles	533	18	7	0	899	0	3	126	153	4	1,656	57
buoys/floats	645	84	2	0	1,729	6	4	193	196	4	3,131	82
crab/lobster/fish traps	175	6	0	0	858	3	3	11	52	0	562	16
crates	103	14	2	0	366	0	0	34	43	1	380	7
fishing line	931	16	8	0	5,851	197	33	292	778	21	6,281	359
fishing lures/light sticks	587	8	2	1	1,113	12	3	45	698	8	2,971	24
fishing nets	279	17	3	0	669	2	2	27	121	1	953	11
light bulbs/tubes	217	3	9	0	624	1	1	22	72	4	1,052	43
oil/lube bottles	923	32	4	0	1,008	1	5	50	234	31	1,832	85
pallets	78	15	1	0	705	0	0	7	88	0	621	8
plastic sheeting/tarps	1,116	48	14	0	9,231	7	88	243	710	12	11,221	101
rope	1,687	105	11	21	6,149	18	16	311	843	8	9,661	184
strapping bands	820	23	4	20	4,561	12	0	117	188	1	3,320	11
SMOKING - RELATED ACTIVITIES												
cigar tips	1,775	12	8	0	22,233	32	28	358	963	57	14,520	146
cigarette lighters	961	11	2	0	3,382	0	3	135	387	15	4,410	92
cigarettes/cigarette filters	140,296	53	33	200	315,806	2,086	54	13,012	11,982	1,144	301,244	988
tobacco packaging/wrappers	2,108	20	15	0	9,619	50	54	369	435	31	11,291	118
DUMPING ACTIVITIES												
55-gallon drums	38	8	0	1	51	0	0	4	14	0	69	2
appliances (refrigerators, washers, etc.)	54	8	4	0	229	0	0	2	20	0	504	2
batteries	179	4	3	0	1,219	1	21	37	31	4	1,096	11
building materials	2,199	152	69	0	18,306	8	36	178	724	8	8,167	51
cars/car parts	395	24	49	1	1,578	3	7	49	100	13	1,382	25
tires	351	15	13	10	813	0	3	32	123	7	971	14
MEDICAL / PERSONAL HYGIENE												
condoms	154	1	5	0	1,691	1	3	42	45	59	1,461	7
diapers	164	2	3	5	674	2	10	32	38	1	826	14
syringes	77	0	1	0	434	0	0	19	25	0	469	1
tampons/tampon applicators	122	0	0	0	804	0	0	73	284	0	1,140	10
TOTALS	225,492	2,979	1,072	1,020	793,646	3,592	1,983	35,353	50,215	2,946	804,600	11,036

Appendix 2: U.S. Raw Data Summary (Guam - Missouri)

Debris Item	Guam	Hawaii	Illinois	Indiana	Louisiana	Maine	Maryland	Massachusetts	Michigan	Minnesota	Mississippi	Missouri
SHORELINE & RECREATIONAL ACTIVITIES												
bags	1,998	6,524	1,806	650	3,951	2,411	608	7,812	2,372	267	5,619	668
balloons	217	898	1,227	792	290	757	114	2,605	5,366	34	935	42
beverage bottles (glass)	3,123	7,687	4,677	994	4,134	4,202	2,078	5,287	2,248	942	6,453	1,884
beverage bottles (plastic) 2 liters or less	2,977	5,246	2,145	1,233	4,933	2,628	12,572	5,698	1,851	242	6,781	1,410
beverage cans	8,431	4,946	1,894	671	5,770	1,872	786	5,676	1,455	553	6,911	3,132
caps/lids	2,578	11,755	7,068	2,249	6,676	3,730	2,390	10,312	7,735	507	9,186	1,072
clothing/shoes	1,127	1,735	666	306	1,153	798	233	1,597	840	116	1,348	214
cups/plates/forks/knives/spoons	3,816	3,948	2,765	808	5,005	2,815	1,403	9,720	3,495	285	6,847	1,253
food wrappers/containers	3,043	3,950	10,093	2,229	10,506	7,089	4,347	16,489	15,305	1,715	11,240	1,404
pull tabs	775	1,171	882	301	764	553	62	1,085	781	85	1,997	364
shotgun shells/wadding	17	293	112	354	144	572	138	1,647	1,010	23	485	126
six-pack holders	820	343	159	108	429	172	64	266	126	12	756	100
straws/stirrers	1,115	1,953	4,365	1,209	5,135	977	916	7,254	4,837	428	4,617	343
toys	251	579	802	319	477	729	524	1,626	1,633	95	829	41
OCEAN / WATERWAY ACTIVITIES												
bait containers/packaging	110	517	84	204	352	1,017	98	827	602	4	596	612
bleach/cleaner bottles	218	1,192	13	33	253	349	43	408	113	0	475	83
buoys/floats	71	2,542	22	19	267	2,226	135	1,439	108	7	756	58
crab/lobster/fish traps	70	2,665	18	68	108	559	3	646	13	4	259	7
crates	123	418	21	11	78	130	5	137	25	0	117	7
fishing line	256	2,251	53	95	458	285	101	1,242	556	14	962	312
fishing lures/light sticks	44	312	25	155	210	203	87	375	287	7	466	185
fishing nets	134	1,219	15	21	158	331	7	737	67	3	370	7
light bulbs/tubes	57	252	12	3	96	62	85	95	49	4	386	5
oil/lube bottles	193	298	26	19	266	295	174	218	81	2	450	66
pallets	15	31	4	5	48	94	11	65	51	0	103	1
plastic sheeting/tarps	668	772	1,063	370	1,207	2,752	42	2,062	1,168	48	2,116	33
rope	284	2,466	295	144	626	5,832	49	9,274	795	54	1,904	104
strapping bands	220	729	649	156	336	2,222	141	1,256	580	33	526	34
SMOKING - RELATED ACTIVITIES												
cigar tips	974	681	1,095	695	928	1014	151	2,435	2,489	85	3,068	142
cigarette lighters	328	645	521	126	443	200	313	631	353	23	715	93
cigarettes/cigarette filters	7,391	40,277	32,548	7,047	15,680	27,604	860	59,226	74,795	5,960	42,666	4,298
tobacco packaging/wrappers	1,376	1,111	547	267	1,921	899	99	1,310	1,025	110	2,524	413
DUMPING ACTIVITIES												
55-gallon drums	14	10	3	2	22	14	3	27	51	0	74	4
appliances (refrigerators, washers, etc.)	85	51	14	9	37	43	3	23	14	0	48	8
batteries	503	448	73	27	178	91	13	112	41	4	233	35
building materials	296	1,384	461	348	1,599	1,235	43	1,101	942	59	1,289	104
cars/car parts	226	573	35	26	485	214	7	181	244	24	547	33
tires	108	235	14	29	237	103	6	119	113	8	194	61
MEDICAL / PERSONAL HYGIENE												
condoms	40	143	189	59	290	67	33	310	105	25	329	27
diapers	308	161	60	108	139	46	38	132	146	33	127	89
syringes	23	79	20	33	70	54	123	66	18	8	37	4
tampons/tampon applicators	50	96	134	68	90	103	72	794	378	25	134	13
TOTALS	44,473	112,586	76,675	22,370	75,949	77,349	28,980	162,322	134,263	11,848	125,475	18,891

Appendix 2: U.S. Raw Data Summary (Montana - Pennsylvania)

Debris Item	Montana	Nebraska	New Hampshire	New Jersey	New York	North Carolina	North Dakota	Ohio	Oklahoma	Oregon	Pennsylvania
SHORELINE & RECREATIONAL ACTIVITIES											
bags	19	588	1,770	6,934	17,097	6,566	28	1,289	0	1,233	2,243
balloons	1	65	478	3,339	5,619	359	0	213	0	181	444
beverage bottles (glass)	155	675	2,317	3,139	16,066	12,673	43	2,530	85	901	4,049
beverage bottles (plastic) 2 liters or less	46	658	1,510	5,838	20,950	13,876	48	2,309	6	1,200	5,380
beverage cans	1,079	1,634	3,133	4,217	12,878	13,472	195	4,124	545	989	4,005
caps/lids	7	1,163	3,213	18,982	29,383	5,147	14	3,181	0	3,419	2,786
clothing/shoes	24	100	589	1,119	3,961	1,459	4	351	13	386	553
cups/plates/forks/knives/spoons	55	404	2,508	9,738	17,674	5,246	41	2,101	16	1,989	1,936
food wrappers/containers	7	1,500	6,396	13,112	34,679	12,626	59	4,896	0	3,016	7,189
pull tabs	12	284	388	357	2,676	1,385	2	198	0	237	319
shotgun shells/wadding	1	164	194	654	2,563	498	0	531	0	632	497
six-pack holders	3	72	81	267	1,094	415	3	70	0	58	132
straws/stirrers	10	241	2,032	11,984	16,422	2,062	3	1,754	0	918	1,600
toys	4	51	579	1,393	3,800	713	0	370	0	504	486
OCEAN / WATERWAY ACTIVITIES											
bait containers/packaging	1	225	389	468	1,646	1,926	5	224	0	231	639
bleach/cleaner bottles	0	4	64	268	1,074	346	0	72	0	156	55
buoys/floats	0	14	441	222	1,588	181	2	27	0	354	71
crab/lobster/fish traps	1	1	682	60	350	17	0	0	0	10	7
crates	0	0	92	45	174	70	0	17	0	11	26
fishing line	15	103	227	1,277	2,202	1,619	6	82	2	259	583
fishing lures/light sticks	7	37	72	563	937	295	1	56	24	321	154
fishing nets	1	9	191	168	557	76	0	4	0	249	9
light bulbs/tubes	0	1	30	94	370	120	0	29	0	94	53
oil/lube bottles	1	10	63	193	919	687	0	130	0	38	114
pallets	0	0	45	44	166	59	0	26	0	17	5
plastic sheeting/tarps	7	55	1,029	318	3,380	1,134	0	263	3	592	405
rope	21	45	2,454	1,646	3,549	596	0	104	5	1,662	142
strapping bands	10	39	596	1,002	1,684	265	1	104	0	361	272
SMOKING - RELATED ACTIVITIES											
cigar tips	1	132	932	2,258	4,272	1,007	0	1,045	0	748	721
cigarette lighters	3	29	217	701	1,919	475	1	364	0	263	142
cigarettes/cigarette filters	50	1,963	37,894	23,696	49,845	13,001	36	3,496	0	14,073	19,419
tobacco packaging/wrappers	20	137	461	1,681	2,770	1,515	8	379	2	277	533
DUMPING ACTIVITIES											
55-gallon drums	0	0	5	2	73	39	0	10	2	6	51
appliances (refrigerators, washers, etc.)	0	0	16	13	192	220	0	12	0	17	101
batteries	0	16	50	83	449	197	3	58	0	23	44
building materials	5	33	388	3,601	3,145	1,325	2	243	0	639	765
cars/car parts	2	6	115	41	1,161	556	1	115	0	39	318
tires	25	2	102	130	626	549	0	71	10	49	829
MEDICAL / PERSONAL HYGIENE											
condoms	0	5	75	196	654	83	0	80	0	39	57
diapers	3	13	60	111	499	311	2	46	0	38	49
syringes	0	0	3	97	400	26	0	17	0	52	8
tampons/tampon applicators	1	14	43	1,222	2,465	54	0	338	0	74	111
TOTALS	1,597	10,492	71,924	121,273	271,928	103,246	508	31,329	713	36,355	57,302

Appendix 2: U.S. Raw Data Summary (Puerto Rico - Wisconsin)

Debris Item	Puerto Rico	Rhode Island	South Carolina	South Dakota	Tennessee	Texas	US Virgin Islands	Utah	Virginia	Washington	Wisconsin	Total
SHORELINE & RECREATIONAL ACTIVITIES												
bags	5,195	4,762	3,214	0	141	7,233	2,365	11	3,430	893	425	170,053
balloons	929	1,286	569	0	0	1,447	206	2	296	77	237	45,996
beverage bottles (glass)	13,291	3,678	4,698	0	425	5,296	5,075	69	4,078	1,190	1,030	211,359
beverage bottles (plastic) 2 liters or less	12,547	8,110	4,366	45	401	8,076	4,712	12	12,527	1,270	758	227,220
beverage cans	7,602	4,979	5,033	70	387	7,543	3,460	153	6,220	1,044	1,127	207,225
caps/lids	19,098	10,233	5,980	0	203	11,736	5,888	18	2,471	727	1,248	356,513
clothing/shoes	3,234	924	942	5	46	1,657	858	5	504	173	301	48,807
cups/plates/forks/knives/spoons	16,242	5,404	4,107	9	285	6,799	4,749	8	3,033	425	701	205,301
food wrappers/containers	5,888	11,330	8,381	0	534	9,633	3,403	25	7,848	700	1,994	418,795
pull tabs	10,558	1,024	786	0	27	1,717	395	5	126	37	152	50,971
shotgun shells/wadding	599	790	193	0	4	917	19	1	186	144	36	20,689
six-pack holders	4,868	207	222	10	43	1,055	197	4	157	78	29	18,244
straws/stirrers	12,307	5,798	3,004	0	88	5,680	3,015	27	602	309	683	180,091
toys	1,111	1,053	822	3	14	1,040	182	11	345	78	238	37,956
OCEAN / WATERWAY ACTIVITIES												
bait containers/packaging	202	625	572	3	52	664	68	11	802	144	94	21,126
bleach/cleaner bottles	755	1,028	97	0	33	576	130	1	141	300	7	11,743
buoys/floats	207	666	352	1	21	287	82	0	269	216	10	18,737
crab/lobster/fish traps	49	253	66	0	1	159	88	0	5	4	1	7,860
crates	85	43	37	0	0	92	37	0	13	18	0	2,782
fishing line	200	1,090	486	5	124	2,233	477	32	205	202	81	32,862
fishing lures/light sticks	110	473	227	2	11	1,085	78	0	203	63	46	12,593
fishing nets	231	234	128	0	0	528	82	0	46	66	4	7,737
light bulbs/tubes	113	57	115	0	2	366	58	0	165	27	6	4,854
oil/lube bottles	682	273	209	0	30	520	224	2	364	78	8	10,838
pallets	164	45	49	0	0	125	71	0	18	39	15	2,839
plastic sheeting/tarps	742	827	631	0	5	1,816	633	0	103	109	103	47,247
rope	1,210	2,196	566	0	22	4,909	699	0	153	530	29	61,379
strapping bands	741	396	217	0	2	714	93	0	123	116	35	22,730
SMOKING - RELATED ACTIVITIES												
cigar tips	527	638	3,015	0	0	1,889	598	0	101	25	280	72,078
cigarette lighters	495	486	531	0	15	854	256	1	701	56	64	21,362
cigarettes/cigarette filters	26,710	20,699	69,792	20	390	12,908	3,127	156	4,564	1,371	18,153	1,426,613
tobacco packaging/wrappers	1,880	949	1,068	0	99	1,100	337	12	313	191	120	49,564
DUMPING ACTIVITIES												
55-gallon drums	90	101	4	0	0	23	4	0	11	1	0	833
appliances (refrigerators, washers, etc.)	181	24	24	0	0	42	40	1	10	10	0	2,061
batteries	311	50	107	0	17	192	71	15	55	17	13	6,135
building materials	1,444	1,236	1,278	0	42	1,365	248	6	261	86	64	54,935
cars/car parts	500	138	130	0	18	178	176	1	97	58	20	9,891
tires	231	123	128	0	34	133	61	0	164	56	14	6,916
MEDICAL / PERSONAL HYGIENE												
condoms	207	213	142	0	32	443	204	1	29	11	19	7,576
diapers	565	113	141	2	4	433	204	2	38	40	65	5,897
syringes	493	42	17	0	0	150	11	0	12	6	15	2,910
tampons/tampon applicators	359	505	115	0	6	256	74	0	92	5	31	10,155
TOTALS	152,953	93,101	122,561	175	3,558	103,869	42,755	592	50,881	10,990	28,256	4,141,473

FOOTNOTES

- 1 Global Marine Litter Information Gateway, <http://marinelitter.gpa.unep.org/facts/where.htm>
- 2 Dangerous Debris, seawifs.gsfc.nasa.gov/OCEAN_PLANET/HTML/peril_marine_debris.html.
- 3 ICC Volunteers Protect the National Parks, Cliff McCreedy, National Park Service, 2003
- 4 Beth Davidow, "Manatees and Monofilament," Florida Fish and Wildlife Conservation Commission, www.floridawildlifemagazine.com/ManataMonofil.htm.
- 5 "Manatees and Monofilament."
- 6 Sea Life Surveys, "Minke Whale-Photo Identification," www.sealife-surveys.co.uk/research.cfm
- 7 Testing the Waters 2003: A Guide to Water Quality at Vacation Beaches. By Mark Dorfman. National Resource Defense Council. August 2003.
- 8 www.epa.gov/epaoswer/osw/specials/funfacts/index.htm



The Ocean
Conservancy

1725 DeSales Street, NW
Suite 600
Washington, DC 20036
www.oceanconservancy.org